



H330

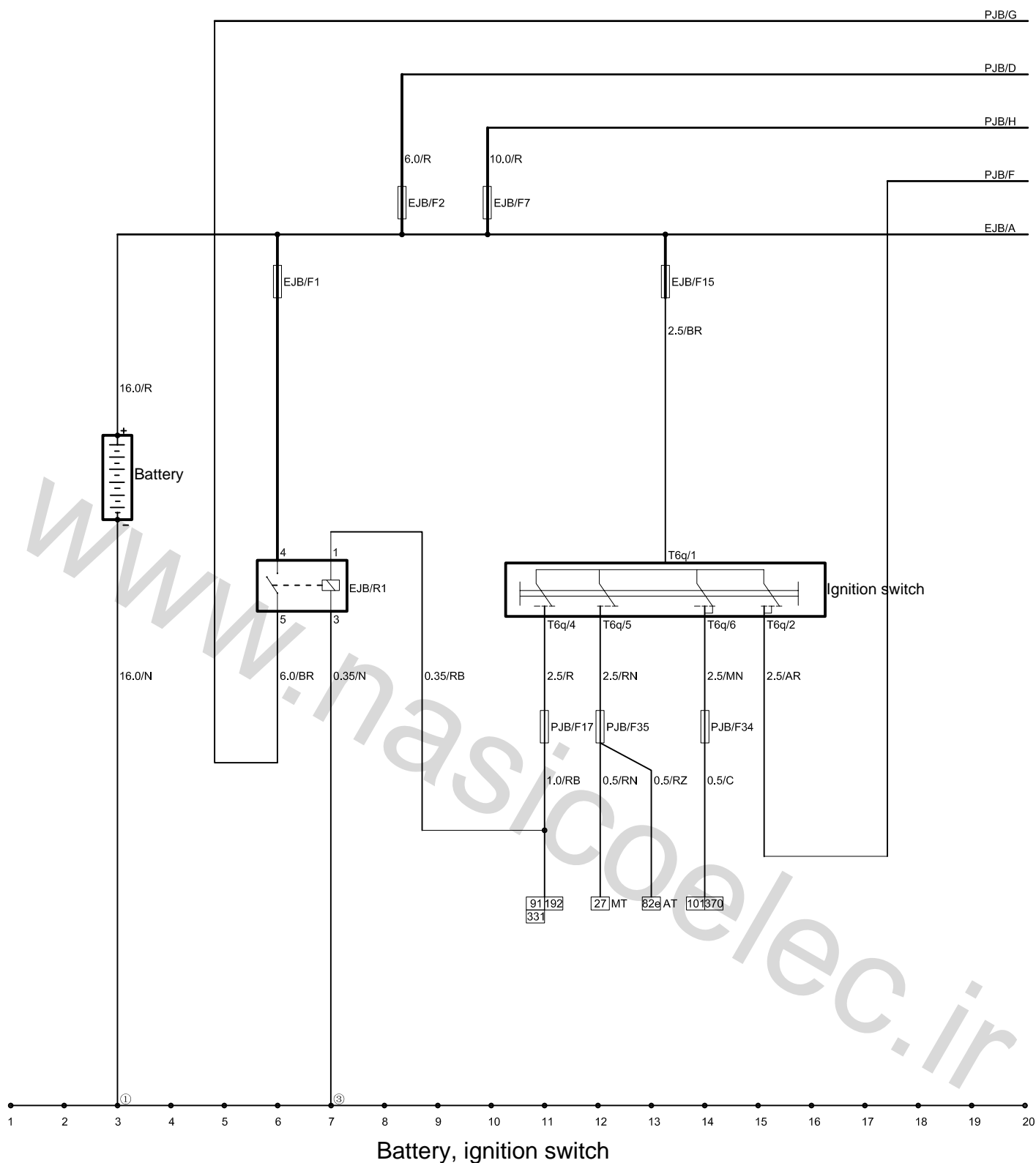
www.nasicoelec.ir

- **wiring diagram**

H330WD2H/1/1

Content

Battery, ignition switch -----	1
Alternator, starter, anti-theft system -----	2
Horn, condenser fan, oil pump-----	3
Wiper and washer system -----	4
Power air conditioner, heating and defrost system -----	5
Radio, steering wheel switch,cigar lighter -----	6
Air bag system-----	7
Brake system-----	8
Reversing radar, outer rearview mirror-----	9
Lighters control switch, front fog light -----	10
Front outer lights-----	11
Rear outer lamps, inner lamps, sunroof -----	12
Combination instrument, diagnostic connector -----	13
Window glass lifting system -----	14
Door lock system -----	15
Body control unit -----	16
Manual air conditioner, heating and defrost system -----	17
EPS system -----	18
PEPS system-----	19
BM15-MT engine control system 1 -----	20
BM15-MT engine control system 2 -----	21
BM15-MT engine control system 3 -----	22
BM15-AT engine control system 1 -----	23
BM15-AT engine control system 2 -----	24
BM15-AT engine control system 3 -----	25
BM15-AT engine control system 4 -----	26
BM15-AT engine control system 5 -----	27



EJB-engine compartment fuse box

PJB-instrument panel fuse box

T6q-ignition switch connector, 6 holes, white

EJB A-connecting, from engine compartment fuse box to battery positive pole

PJB D-connecting, instrument fuse box binding post

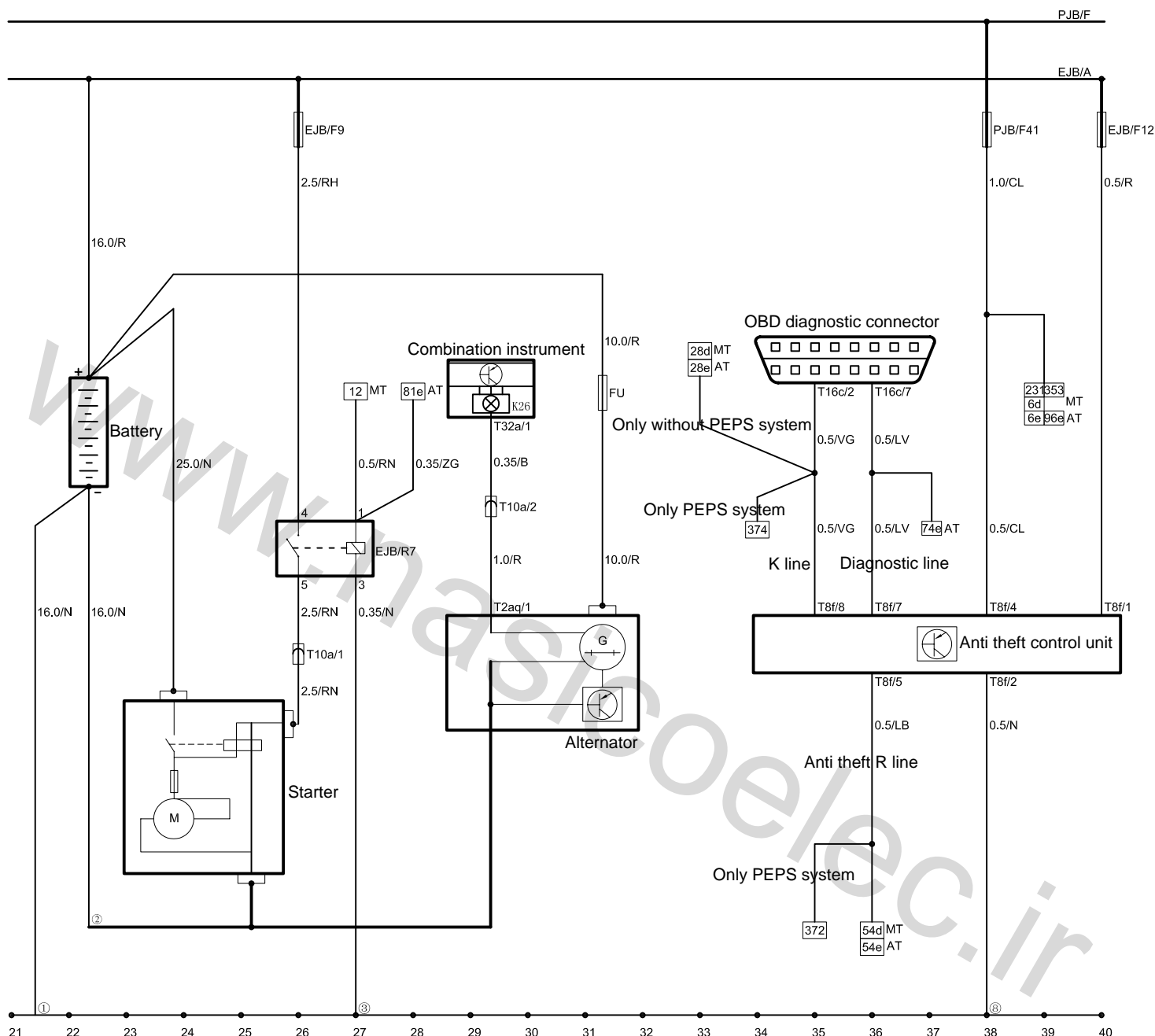
PJB F-connecting, instrument fuse box binding post

PJB G-connecting, instrument fuse box binding post

PJB H-connecting, instrument fuse box binding post

①-Battery negative to body ground

③-FL engine compartment ground



Alternator, starter, anti-theft system

K26-Combination instrument alternator charging indicator

EJB-Engine compartment fuse box

PJB-Instrument panel fuse box

FU-Alternator fuse, on the engine wire harness

T2aq-Alternator connector, 2 holes, black

T8f-Anti theft control unit connector, 8 holes, black

T10a-Engine and main wire harness plug-in A, 10 holes, black

T16c-Diagnostic interface connector, 16 holes, black

T32a-Combination instrument connector A, 32 holes, blue

EJB A-Connecting, from engine compartment fuse box to battery positive pole

PJB D-Connecting, instrument panel fuse box binding post

PJB F-Connecting, instrument panel fuse box binding post

PJB G-Connecting, instrument panel fuse box binding post

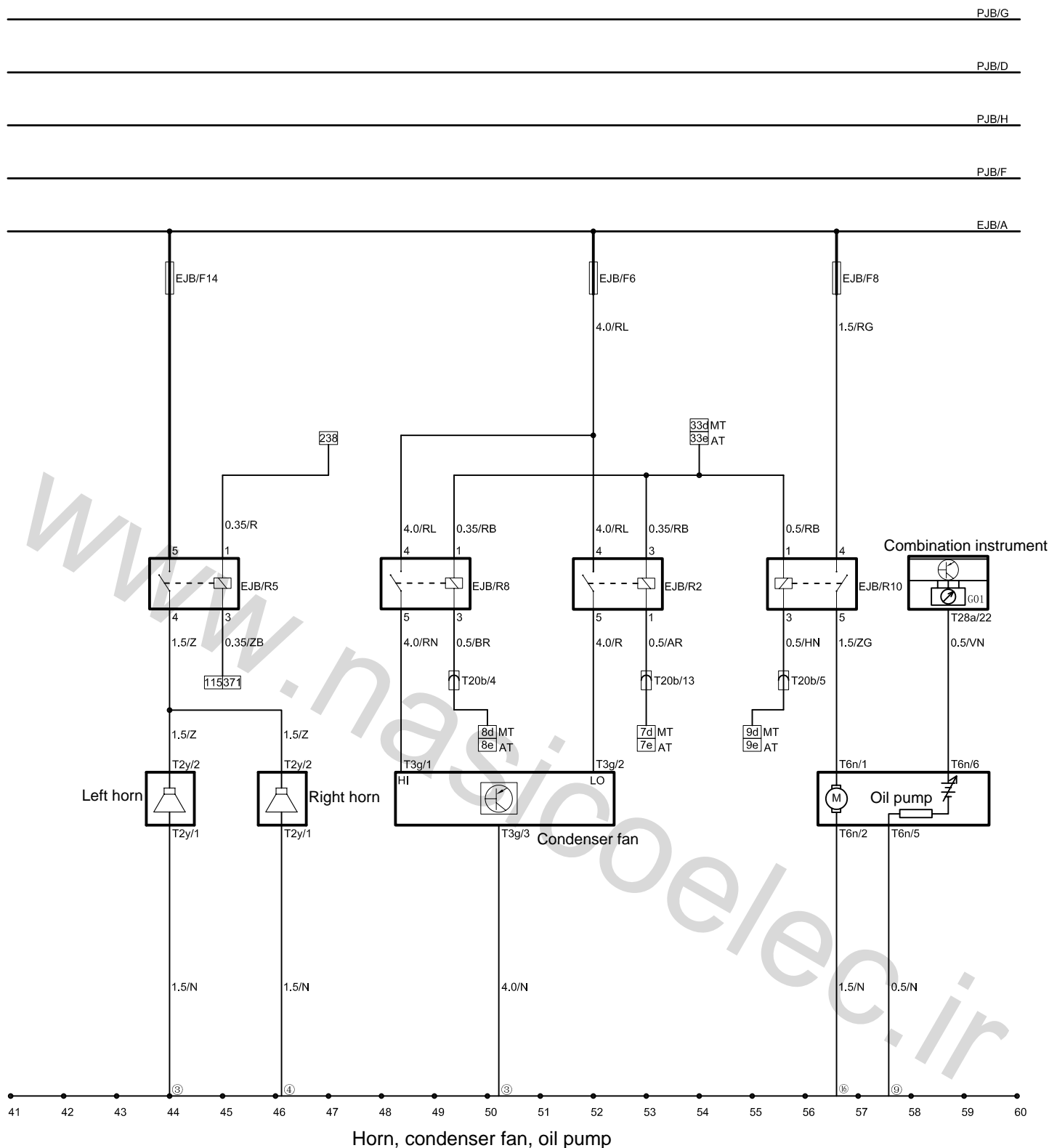
PJB H-Connecting, instrument panel fuse box binding post

①-Battery negative pole to body ground

②-Battery negative pole to engine ground

③-FL engine compartment ground

⑧-Passenger compartment LH A pillar ground



G01-Combination instrument fuel level indicator

EJB-Engine compartment fuse box

PJB-Instrument panel fuse box

T2y-Horn connector, 2 holes, black

T3g-Condenser fan connector, 3 holes, black

T6n-Oil pump connector, 6 holes, brown

T20b-Engine and main wire harness plug-in B, 20 holes, black

T28a-Combination instrument connector B, 28 holes, black

EJB A-Connecting, from engine compartment fuse box to battery positive pole

PJB D-Connecting, instrument panel fuse box binding post

PJB F-Connecting, instrument panel fuse box binding post

PJB G-Connecting, instrument panel fuse box binding post

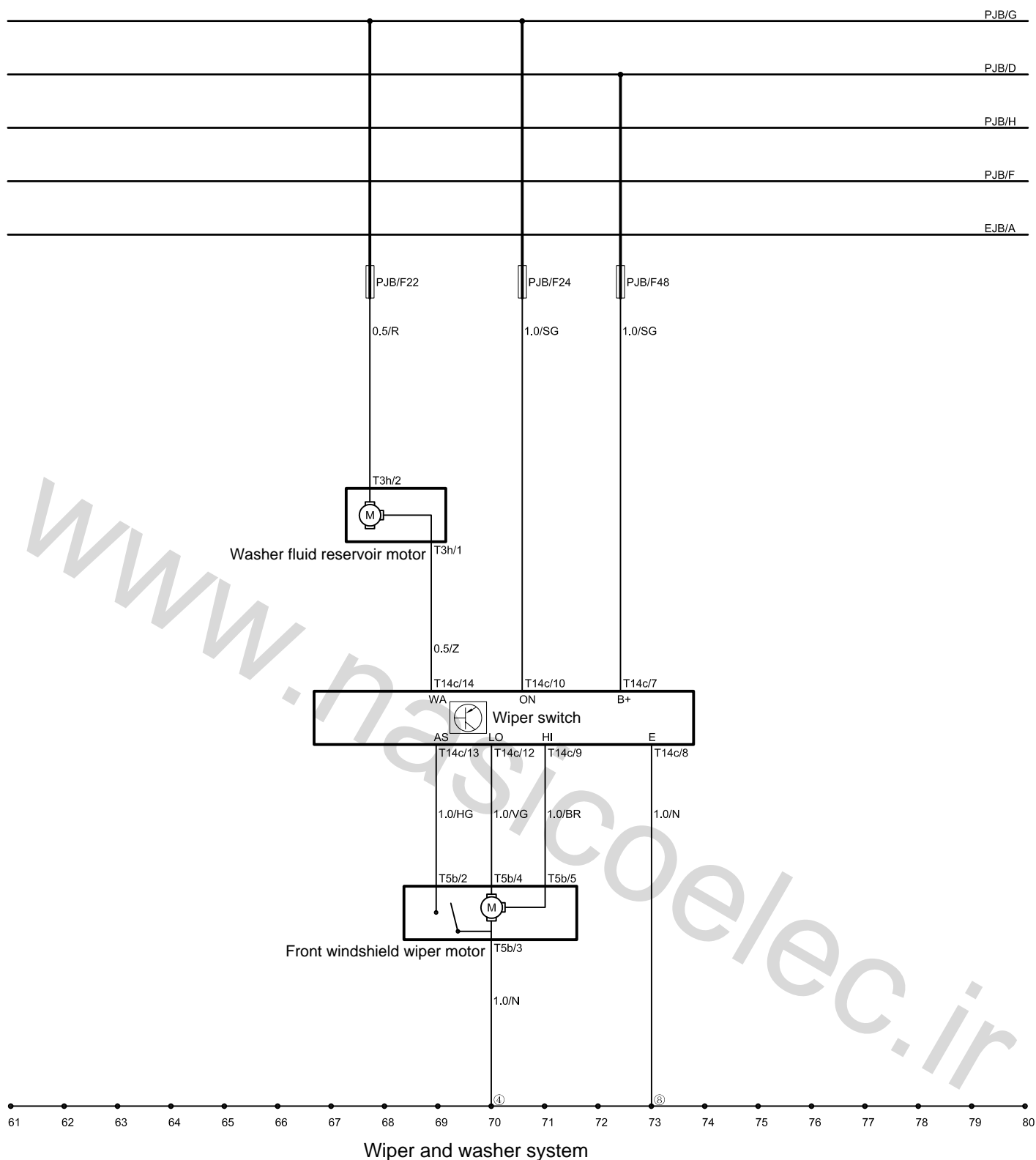
PJB H-Connecting, instrument panel fuse box binding post

③-LF engine compartment ground

④-RF engine compartment ground

⑨-Passenger compartment RH A pillar ground

⑩-Passenger compartment rear seat RH ground



Wiper and washer system

EJB-Engine compartment fuse box

PJB-Instrument panel fuse box

T3h-Washer fluid reservoir motor connector, 3 holes, black

T5b-Front windshield wiper motor connector, 5 holes, black

T14c-Wiper switch connector, 14 holes, white

EJB A-Connecting, from engine compartment fuse box to battery positive pole

PJB D-Connecting, instrument panel fuse box binding post

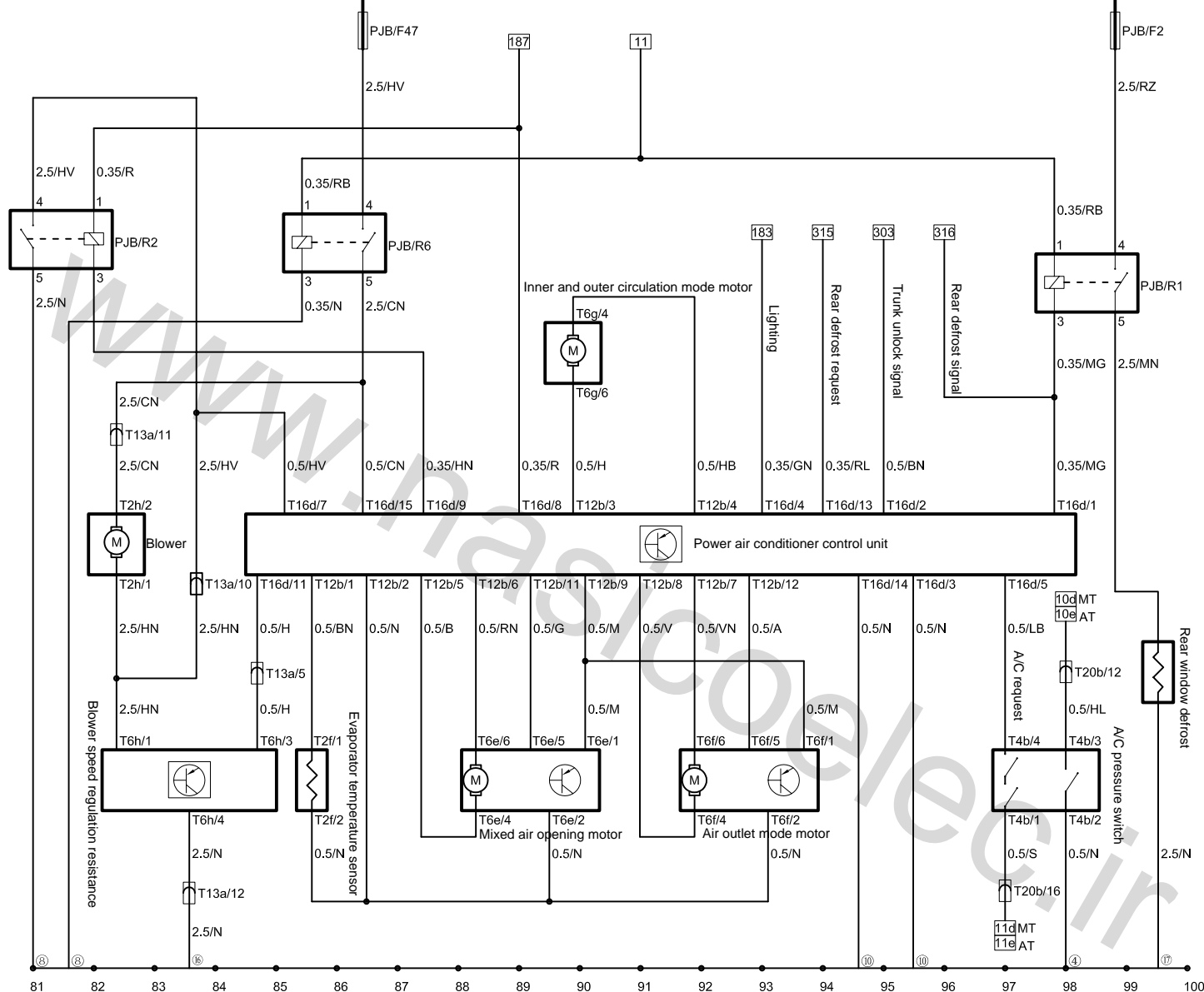
PJB F-Connecting, instrument panel fuse box binding post

PJB G-Connecting, instrument panel fuse box binding post

PJB H-Connecting, instrument panel fuse box binding post

④-RF engine compartment ground

⑧-Passenger compartment LH A pillar ground



Power air conditioner, heating and defrost system

EJB-Engine compartment fuse box

PJB-Instrument panel fuse box

T2f-Evaporator temperature sensor connector, 2 holes, white

T2h-Blower connector, 2 holes, white

T4b-A/C pressure switch connector, 4 holes, gray

T6e-Mixed air opening motor connector, 6 holes, green

T6f-Air outlet mode motor connector, 6 holes, green

T6g-Inner and outer circulation mode motor connector, 6 holes, green

T6h-Blower speed regulation resistance connector, 6 holes, white

T12b-A/C control unit connector B, 12 holes, black

T13a-A/C and main wire harness plug-in, 13 holes, white

T16d-A/C control unit connector A, 16 holes, black

T20b-Engine and main wire harness plug-in B, 20 holes, black

EJB A-Connecting, from engine compartment fuse box to battery positive pole

PJB D-Connecting, instrument panel fuse box binding post

PJB F-Connecting, instrument panel fuse box binding post

PJB G-Connecting, instrument panel fuse box binding post

PJB H-Connecting, instrument panel fuse box binding post

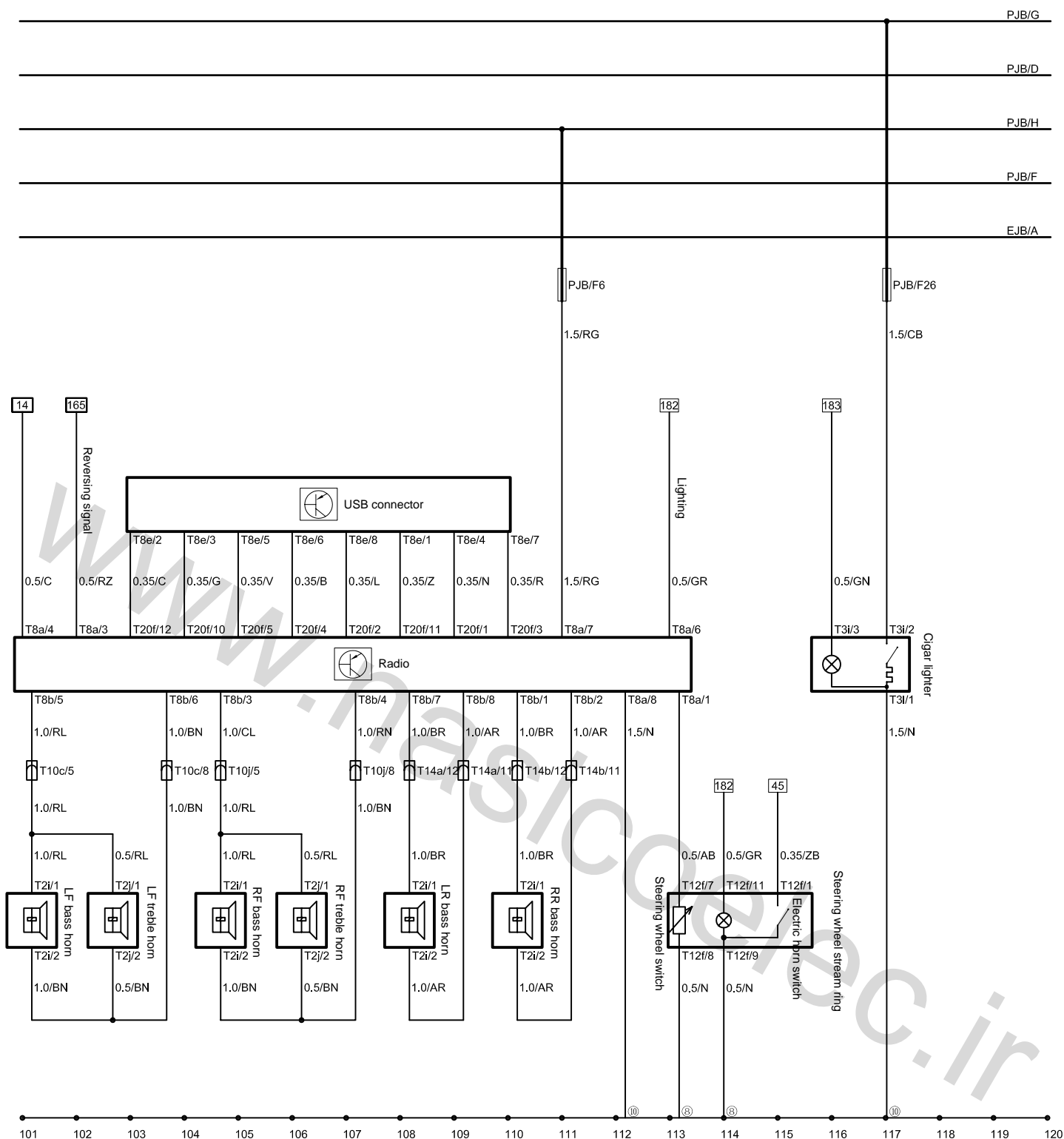
④-RF engine compartment ground

⑧-Passenger compartment LH A pillar ground

⑩-Instrument panel beam ground

⑯-Passenger compartment rear seat RH ground

⑰-Passenger compartment RH C pillar ground



Radio, steering wheel switch, cigar lighter

EJB-Engine compartment fuse box

PJB-Instrument panel fuse box

T2i-Bass horn connector, 2 holes, black

T2j-Treble horn connector, 2 holes, black

T3i-Cigar lighter connector, 3 holes, white

T8a-Radio connector A, 8 holes, white

T8b-Radio connector B, 8 holes, black

T8e-USB interface connector, 8 holes, black

T10c-LF door and main wire harness plug-in B, 10 holes, white

T10j-RF door and main wire harness plug-in B, 10 holes, white

T12f-Steering wheel stream ring connector, 12 holes, white

T14a-LR door and main wire harness plug-in B, 14 holes, white

T14b-RR door and main wire harness plug-in B, 14 holes, white

T20f-Radio connector C, 20 holes, multicolour

EJB A-Connecting, from engine compartment fuse box to battery positive pole

PJB D-Connecting, instrument panel fuse box binding post

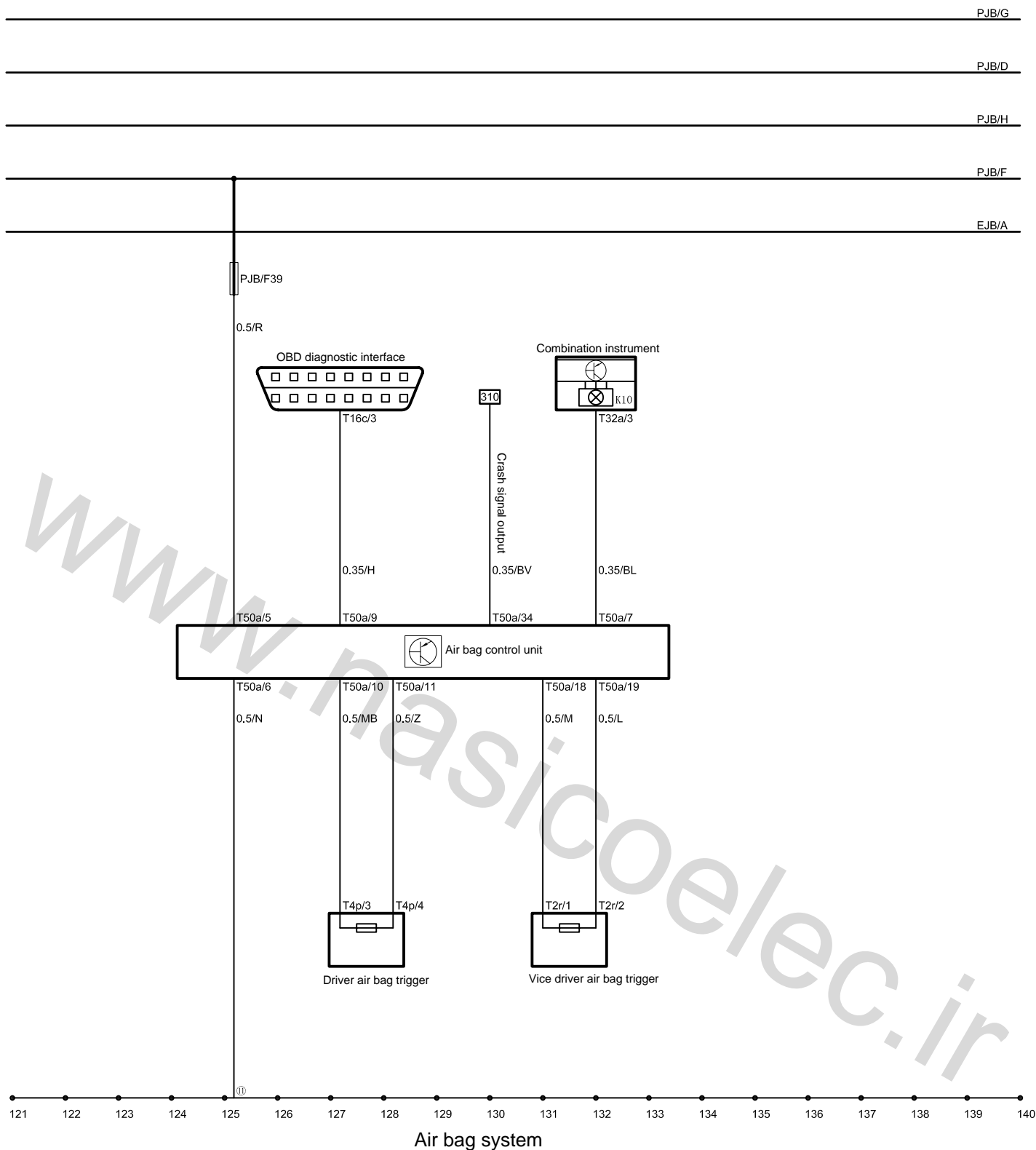
PJB F-Connecting, instrument panel fuse box binding post

PJB G-Connecting, instrument panel fuse box binding post

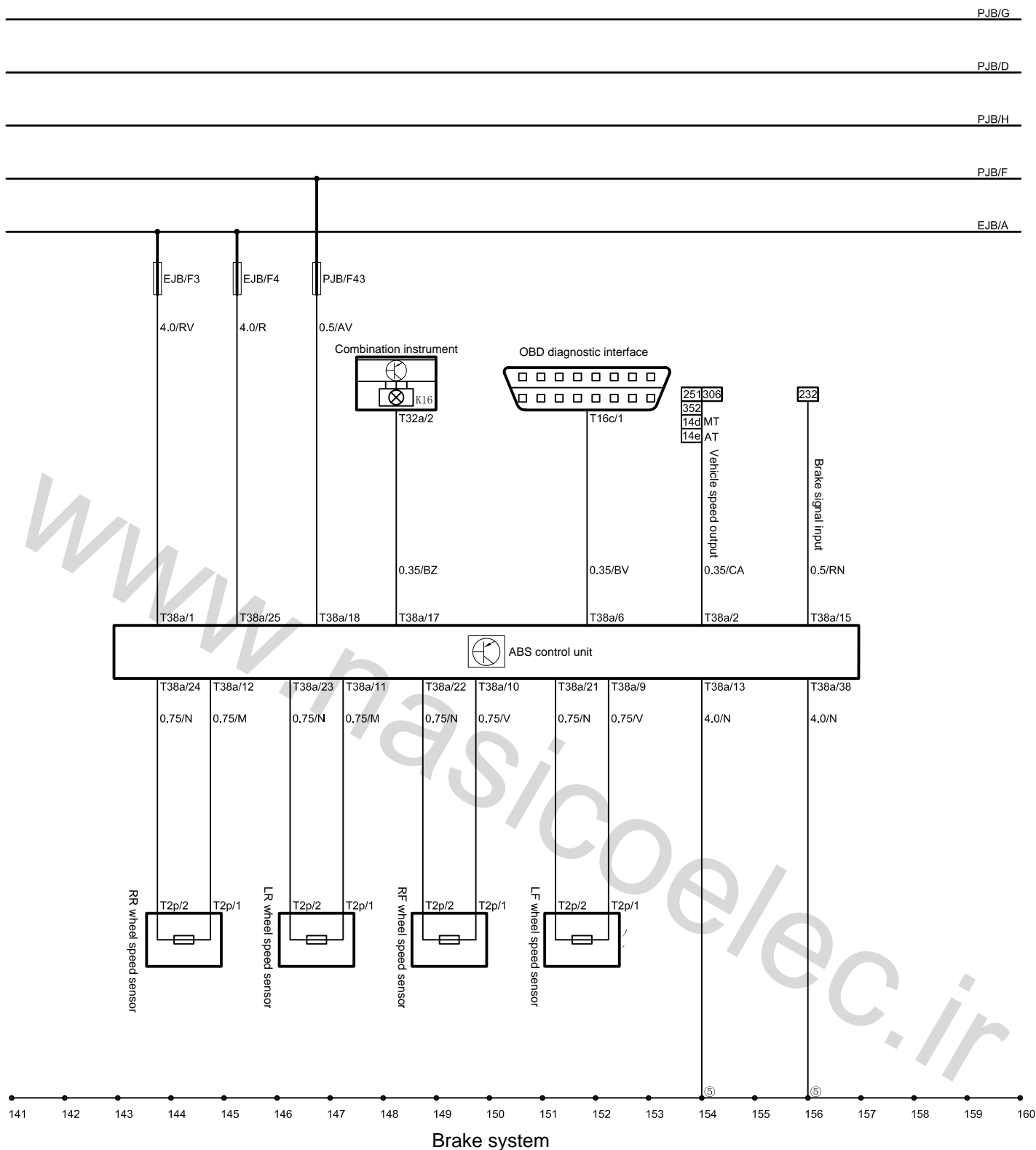
PJB H-Connecting, instrument panel fuse box binding post

⑧- Passenger compartment LH A pillar ground

⑩- Instrument panel beam ground



- K10-Combination instrument air bag failure indicator
 EJB-Engine compartment fuse box
 PJB-Instrument panel fuse box
 T2r-Vice driver air bag trigger connector, 2 holes, yellow
 T4p-Driver air bag trigger connector, 4 holes, yellow
 T16c-Diagnostic interface connector, 16 holes, black
 T32a-Combination instrument connector A, 32 holes, blue
 T50a-Double way air bag control unit connector, 50 holes, yellow
 EJB A-Connecting, from engine compartment fuse box to battery positive pole
 PJB D-Connecting, instrument panel fuse box binding post
 PJB F-Connecting, instrument panel fuse box binding post
 PJB G-Connecting, instrument panel fuse box binding post
 PJB H-Connecting, instrument panel fuse box binding post
 Ⓜ-Air bag control unit ground



Brake system

K16-Combination instrument brake system failure indicate

EJB-Engine compartment fuse box

PJB-Instrument panel fuse box

T2p-Wheel speed sensor connector, 2 holes, black

T16c-Diagnostic interface connector, 16 holes, black

T32a-Combination instrument connector A, 32 holes, blue

T38a-Brake system control unit connector, 38 holes, black

EJB A-Connecting, from engine compartment fuse box to battery positive pole

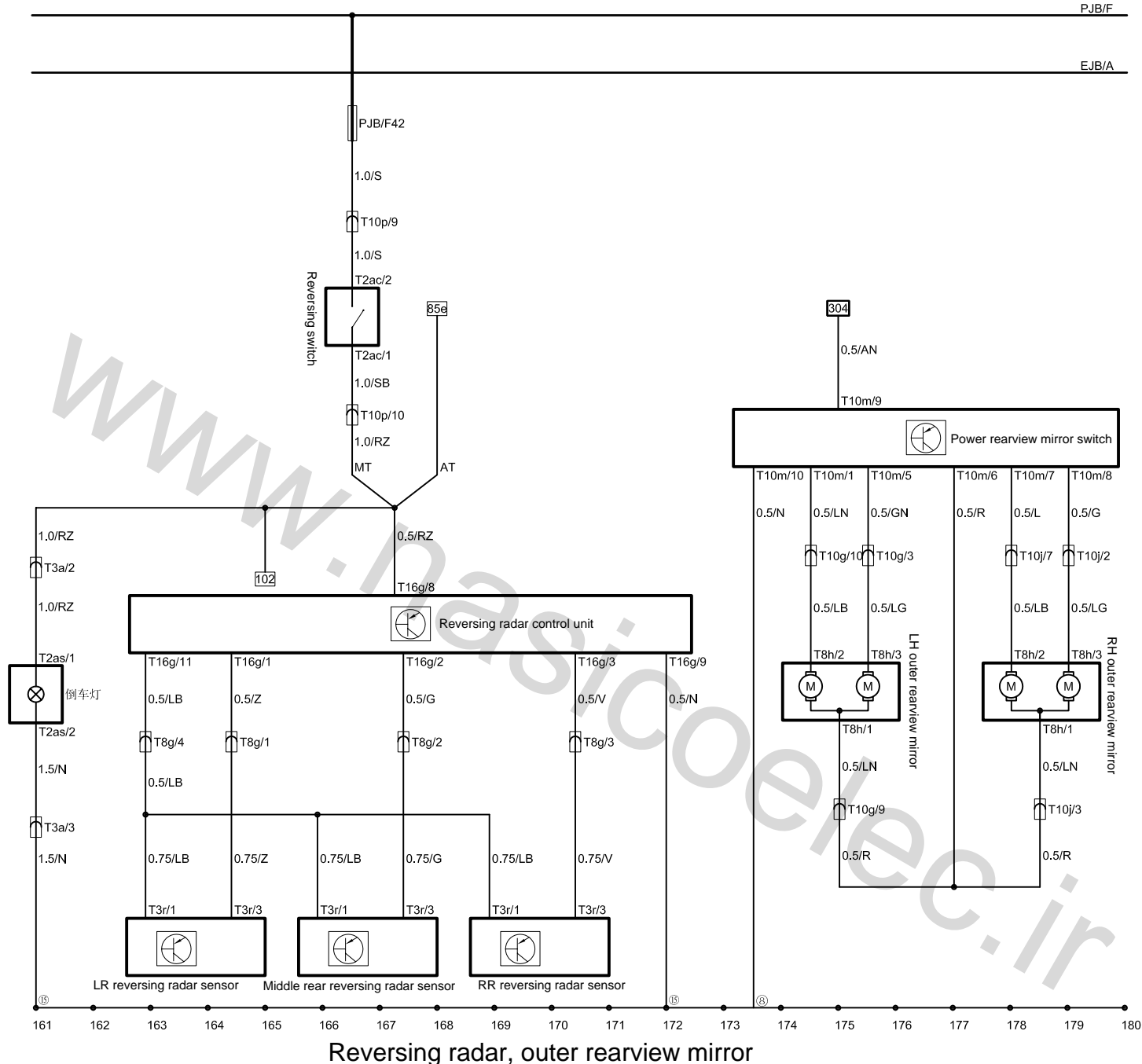
PJB D-Connecting, instrument panel fuse box binding post

PJB F-Connecting, instrument panel fuse box binding post

PJB G-Connecting, instrument panel fuse box binding post

PJB H-Connecting, instrument panel fuse box binding post

⑤-Brake system ground inside the flow channel



Reversing radar, outer rearview mirror

EJB-Engine compartment fuse box

PJB-Instrument panel fuse box

T2ac-Reversing switch, 2 holes, black(only for MT model)

T2as-Reversing lamp connector, 2 holes, black

T3a-Rear bump and main wire harness plug-in A, 3 holes, white

T3r-Reversing radar sensor connector, 3 holes, white

T8g-Rear bump and main wire harness plug-in B, 8 holes, white

T8h-Outer power rearview mirror connector C, 10 holes, orange

T10g-LF door and main wire harness plug-in C, 10 holes, orange

T10j-RF door and main wire harness plug-in B, 10 holes, white

T10m-Power rearview mirror switch connector, 10 holes, white

T10p-Engine and main wire harness plug-in C, 10 holes, black

T16g-Reversing radar control unit connector, 16 holes, black

EJB A-Connecting, from engine compartment fuse box to battery positive pole

PJB D-Connecting, instrument panel fuse box binding post

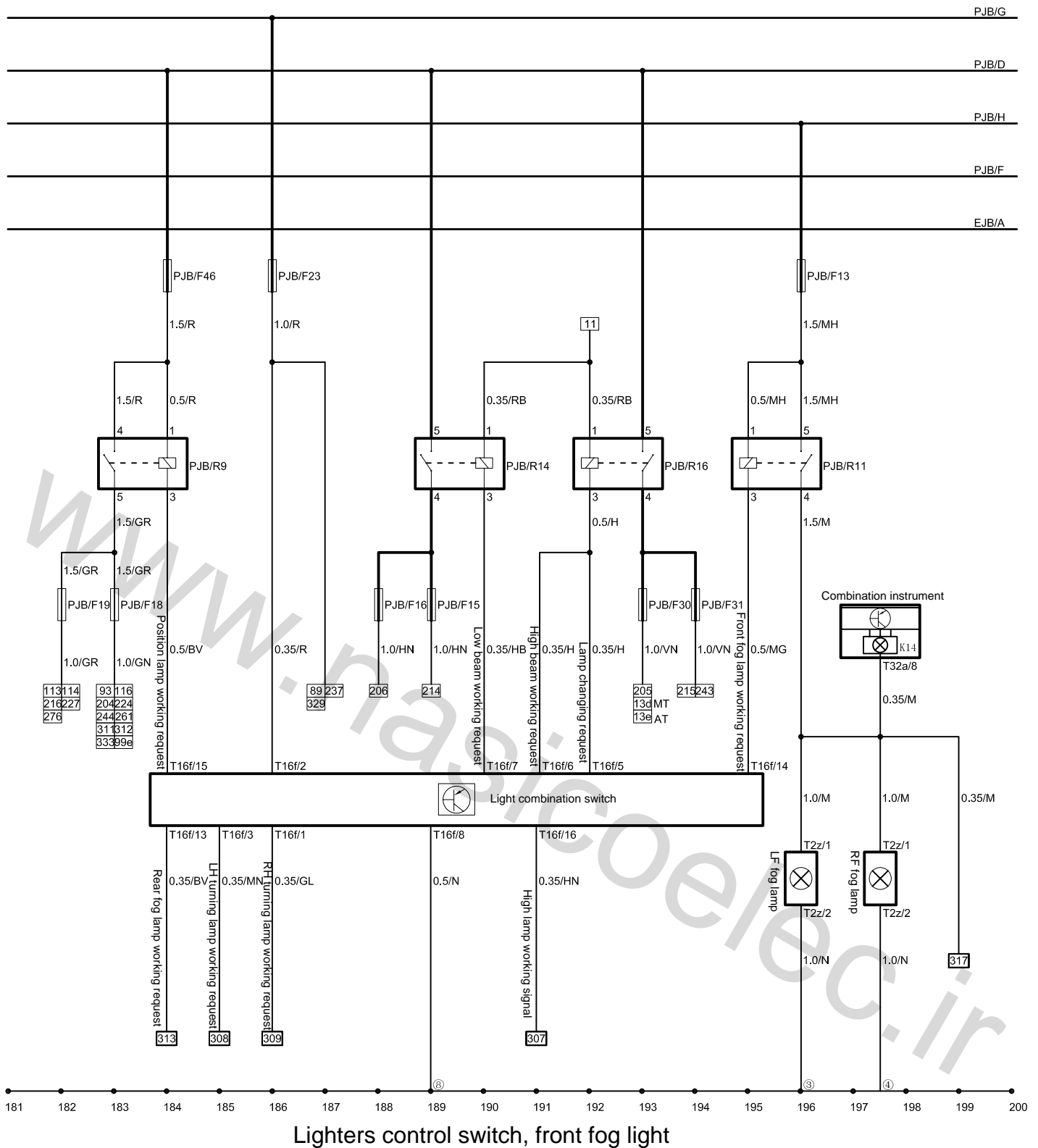
PJB F-Connecting, instrument panel fuse box binding post

PJB G-Connecting, instrument panel fuse box binding post

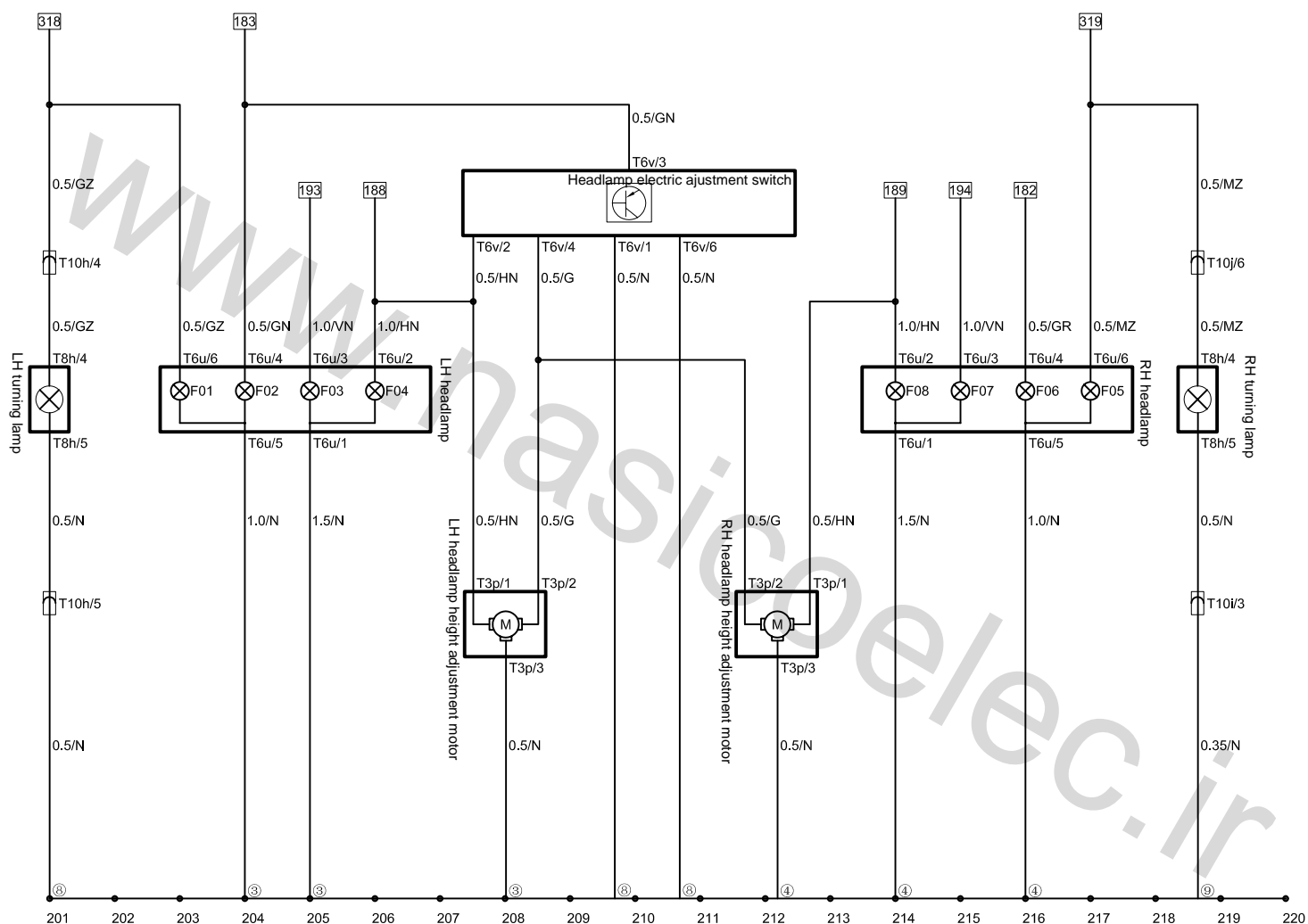
PJB H-Connecting, instrument panel fuse box binding post

⑧-Passenger compartment LH A pillar ground

⑮-Passenger compartment rear seat LH ground



- K14-Combination instrument front fog lamp indicator
- EJB-Engine compartment fuse box
- PJB-Instrument panel fuse box
- T2z-Front fog lamp connector, 2 holes, black
- T16f-Lights combination switch connector, 16 holes, black
- T32a-Combination instrument connector A, 32 holes, blue
- EJB A-Connecting, from engine compartment fuse box to battery positive pole
- PJB D-Connecting, instrument panel fuse box binding post
- PJB F-Connecting, instrument panel fuse box binding post
- PJB G-Connecting, instrument panel fuse box binding post
- PJB H-Connecting, instrument panel fuse box binding post
- ③-LF engine compartment ground
- ④-RF engine compartment ground
- ⑧-Passenger compartment LH A pillar ground



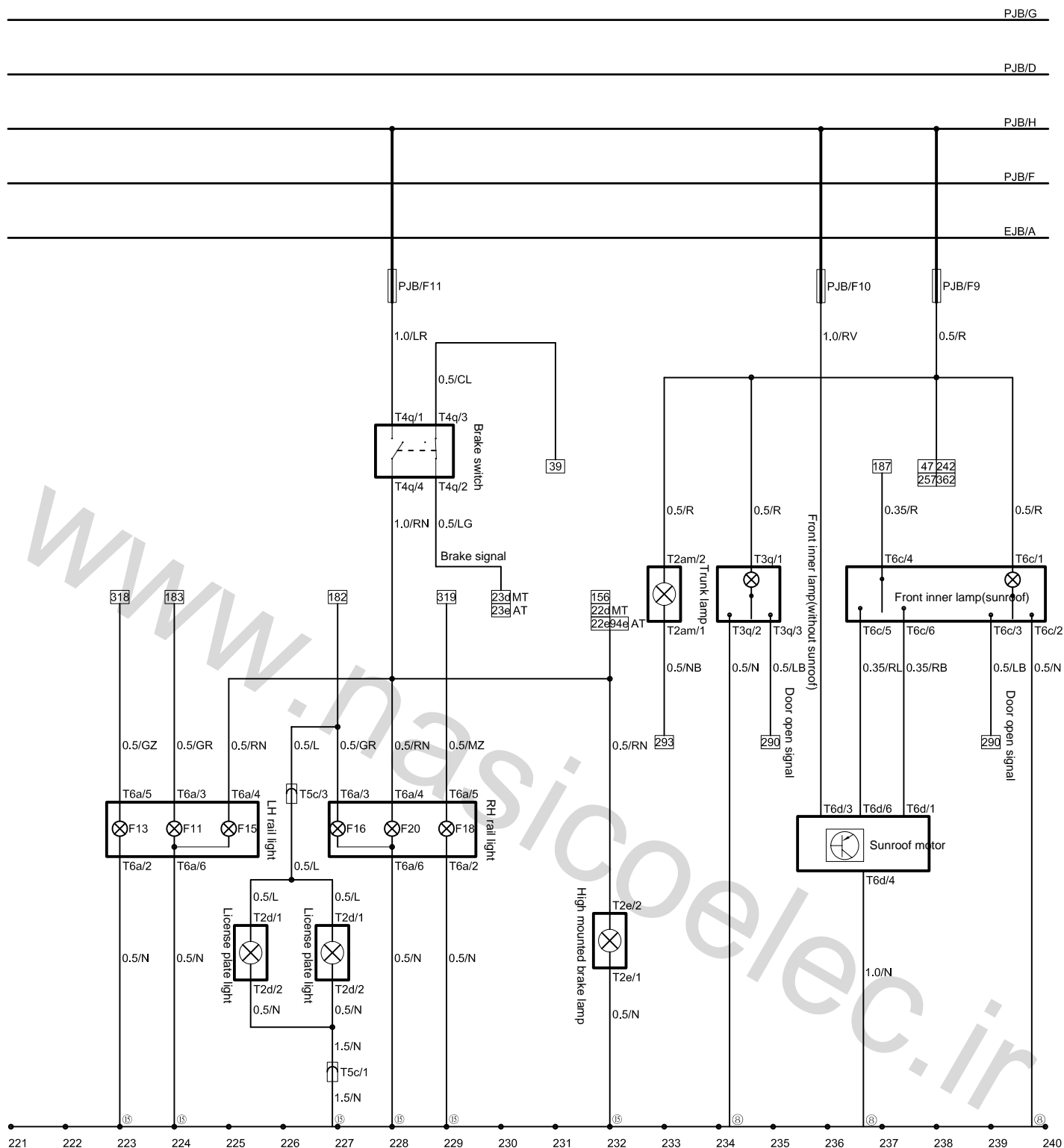
Front outer lights

F01-LF turning light
 F02-LF position light
 F03-LF high beam light
 F04-LF low beam light
 F05-RF turning light
 F06-RF position light
 F07-RF high beam light
 F08-RF low beam light
 EJB-Engine compartment fuse box
 PJB-Instrument panel fuse box

EJB A-Connecting, from engine compartment fuse box to battery positive pole
 PJB D-Connecting, instrument panel fuse box binding post
 PJB F-Connecting, instrument panel fuse box binding post
 PJB G-Connecting, instrument panel fuse box binding post
 PJB H-Connecting, instrument panel fuse box binding post

- ③-LF engine compartment ground
- ④-RF engine compartment ground
- ⑧-Passenger compartment LH A pillar ground
- ⑨-Passenger compartment RH A pillar ground

T3p-Headlamp height adjustment moter connector, 3 holes, black
 T6u-Front headlamp connector, 6 holes, black
 T6v-Headlamp electric adjustment switch connector, 6 holes, white
 T8h-Outer power rearview mirror connector, 8 holes, yellow
 T10h-LF door and main wire harness plug-in A, 10 holes, black
 T10i-RF door and main wire harness plug-in A, 10 holes, black
 T10j-RF door and main wire harness plug-in B, 10 holes, white

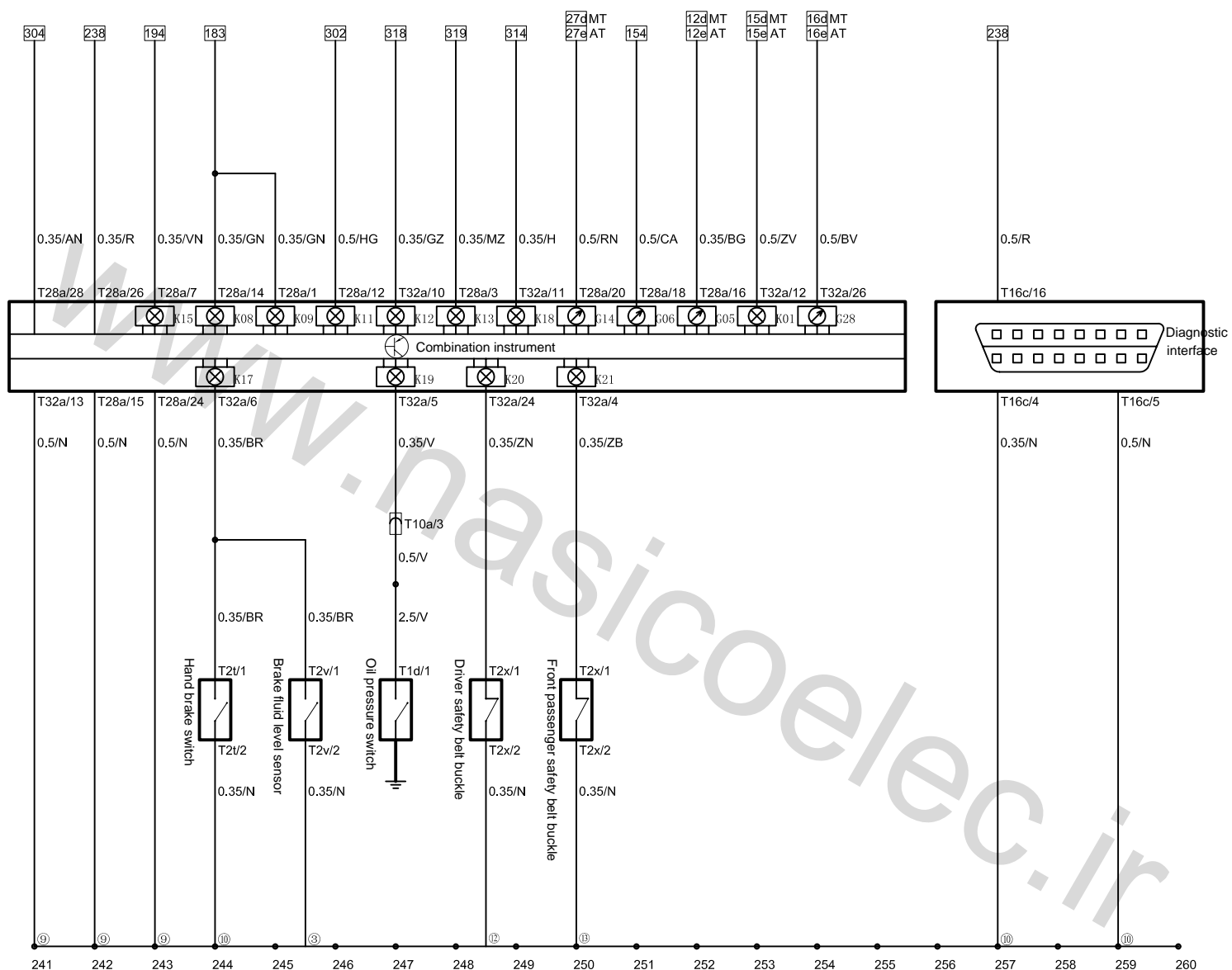


Rear outer lamps, inner lamps, sunroof

F11-RL position lamp
 F13-RL turning lamp
 F15-RL brake lamp
 F16-RR position lamp
 F18-RR turning lamp
 F20-RR brake lamp
 EJB-Engine compartment fuse box
 PJB-Instrument panel fuse box

T2d-License plate lamp connector, 2 holes, black
 T2e-High mounted brake lamp connector, 2 holes, white
 T2am-Trunk lamp connector, 2 holes, white
 T3q-Front inner lamp(without sunroof) connector, 3 holes, white
 T4q-Brake switch connector, 4 holes, black
 T5c-Trunk and main wire harness plug-in A, 5 holes, black
 T6a-Rail lamp connector, 6 holes, white
 T6c-Front inner lamp(with sunroof) connector, 6 holes, white
 T6d-Sunroof motor connector, 6 holes, grey

EJB A-Connecting, from engine compartment fuse box to battery positive pole
 PJB D-Connecting, instrument panel fuse box binding post
 PJB F-Connecting, instrument panel fuse box binding post
 PJB G-Connecting, instrument panel fuse box binding post
 PJB H-Connecting, instrument panel fuse box binding post
 8-Passenger compartment LH A pillar ground
 16-Passenger compartment rear seat LH ground

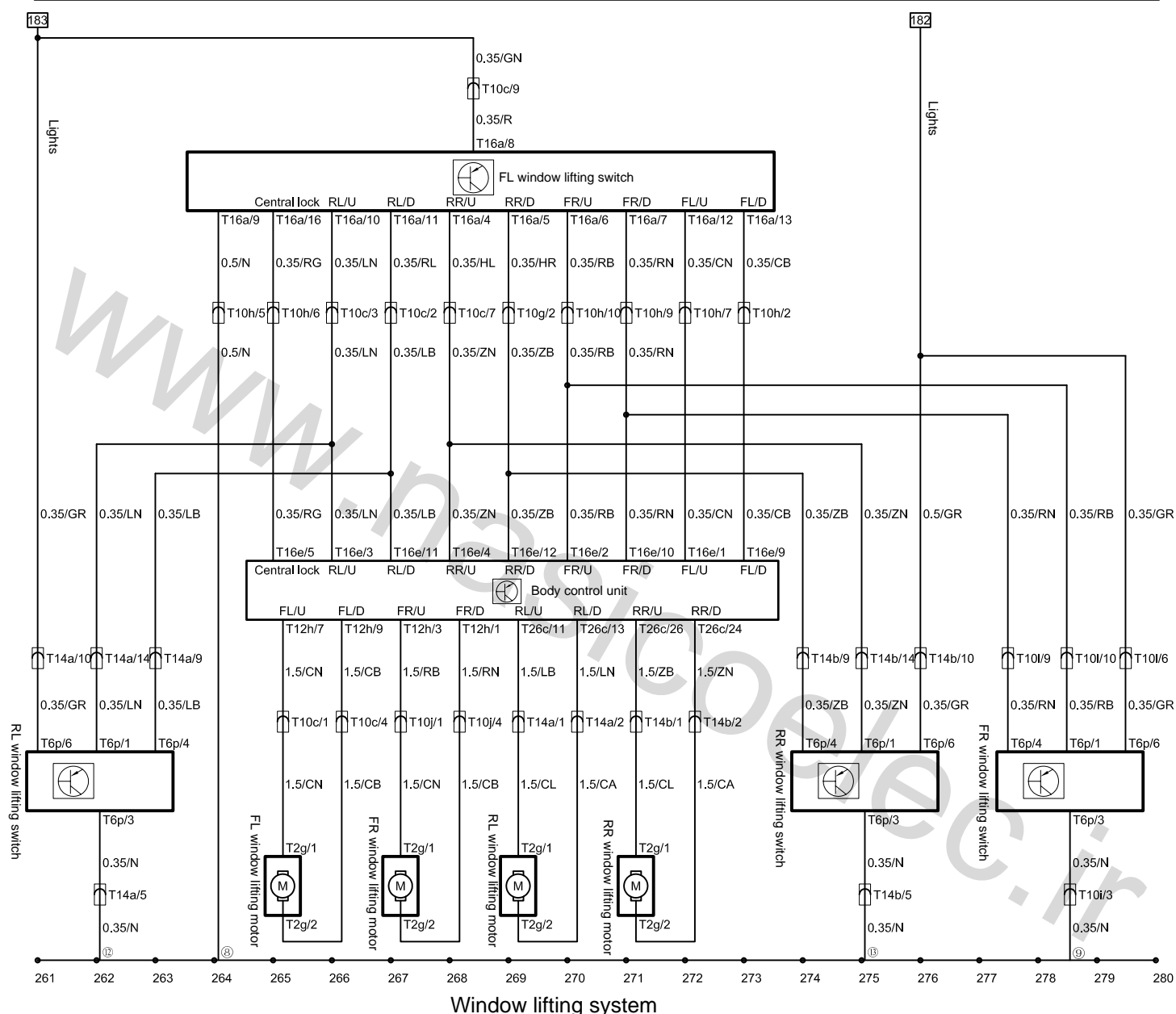


Combination instrument, diagnostic interface

K01-Engine failure indicator
 K08-Background light
 K09-Position lamp indication
 K11-Rear fog lamp indication
 K12-Turn left indicator
 K13-Turn right indicator
 K15-High beam indicator
 K17-Brake system indicator
 K18-Door opening indicator
 K19-Oil pressure alarm indicator
 K20-Driver safety belt indicator
 K21-Front passenger safety belt indicator

G05-Revolution speed indication
 G06-Vehicle speed indication
 G14-Coolant temperature indication
 G28-Instantaneous fuel consumption indication
 EJB-Engine compartment fuse box
 PJB-Instrument panel fuse box
 T1d-Oil pressure sensor connector, 1 hole

T2t-Hand brake switch connector, 2 holes, black
 T2v-Brake fluid level sensor connector, 2 holes, grey
 T2x-Safety belt buckle connector, 2 holes, white
 T10a-Engine and main wire harness plug-in A, 10 holes, black
 T16c-Diagnostic interface connector, 16 holes, black
 T28a-Combination instrument connector B, 28 holes, black
 T32a-Combination instrument connector A, 32 holes, blue
 EJB A-Connecting, from engine compartment fuse box to battery positive pole
 PJB D-Connecting, instrument panel fuse box binding post
 PJB F-Connecting, instrument panel fuse box binding post
 PJB G-Connecting, instrument panel fuse box binding post
 PJB H-Connecting, instrument panel fuse box binding post
 ③-FL engine compartment ground
 ⑨-Passenger compartment RH A pillar ground
 ⑩-Instrument beam ground
 ⑫-Passenger compartment LH B pillar ground
 ⑬-Passenger compartment RH B pillar ground



EJB-Engine compartment fuse box

PJB-Instrument panel fuse box

T2g-Window lifting motor connector, 2 holes, white

T6p-Window lifting switch connector, 6 holes, black

T10c-FL door and main wire harness plug-in B, 10 holes, white

T10g-FL door and main wire harness plug-in C, 10 holes, orange

T10h-FL door and main wire harness plug-in A, 10 holes, black

T10i-FR door and main wire harness plug-in A, 10 holes, black

T10j-FR door and main wire harness plug-in B, 10 holes, white

T12h-Body control unit connector A, 12 holes, white

T14a-RL door and main wire harness plug-in, 14 holes, white

T14b-RR door and main wire harness plug-in, 14 holes, white

T16a-FL window lifting switch connector, 16 holes, brown

T16e-Body control unit connector C, 16 holes, white

T26c-Body control unit connector B, 26 holes, white

EJB A-Connecting, from engine compartment fuse box to battery positive pole

PJB D-Connecting, instrument panel fuse box binding post

PJB F-Connecting, instrument panel fuse box binding post

PJB G-Connecting, instrument panel fuse box binding post

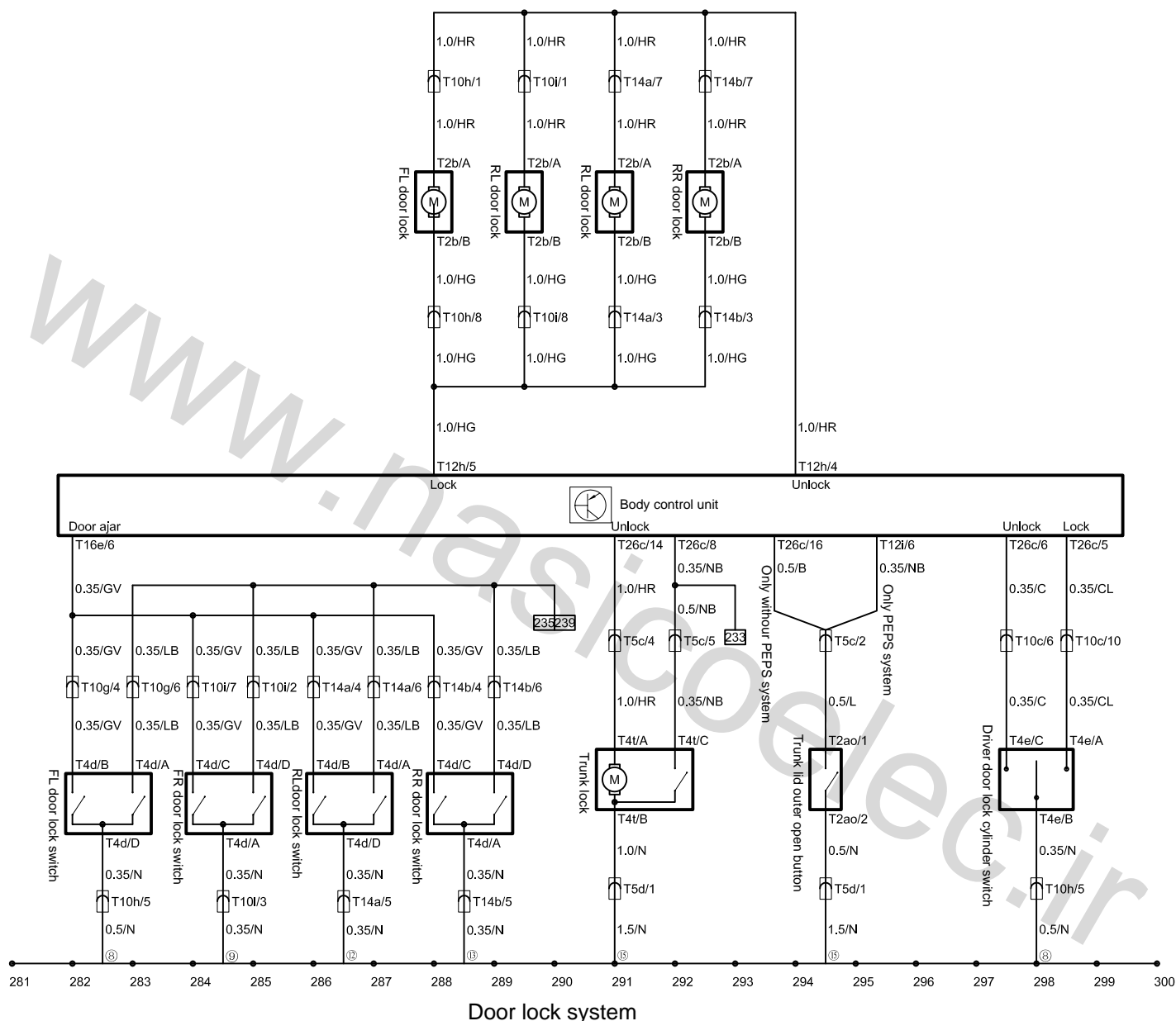
PJB H-Connecting, instrument panel fuse box binding post

⑧- Passenger compartment LH A pillar ground

⑨- Passenger compartment RH A pillar ground

⑫- Passenger compartment LH B pillar ground

⑬- Passenger compartment RH B pillar ground



EJB A-Connecting, from engine compartment fuse box to battery positive pole

PJB D-Connecting, instrument panel fuse box binding post

PJB F-Connecting, instrument panel fuse box binding post

PJB G-Connecting, instrument panel fuse box binding post

PJB H-Connecting, instrument panel fuse box binding post

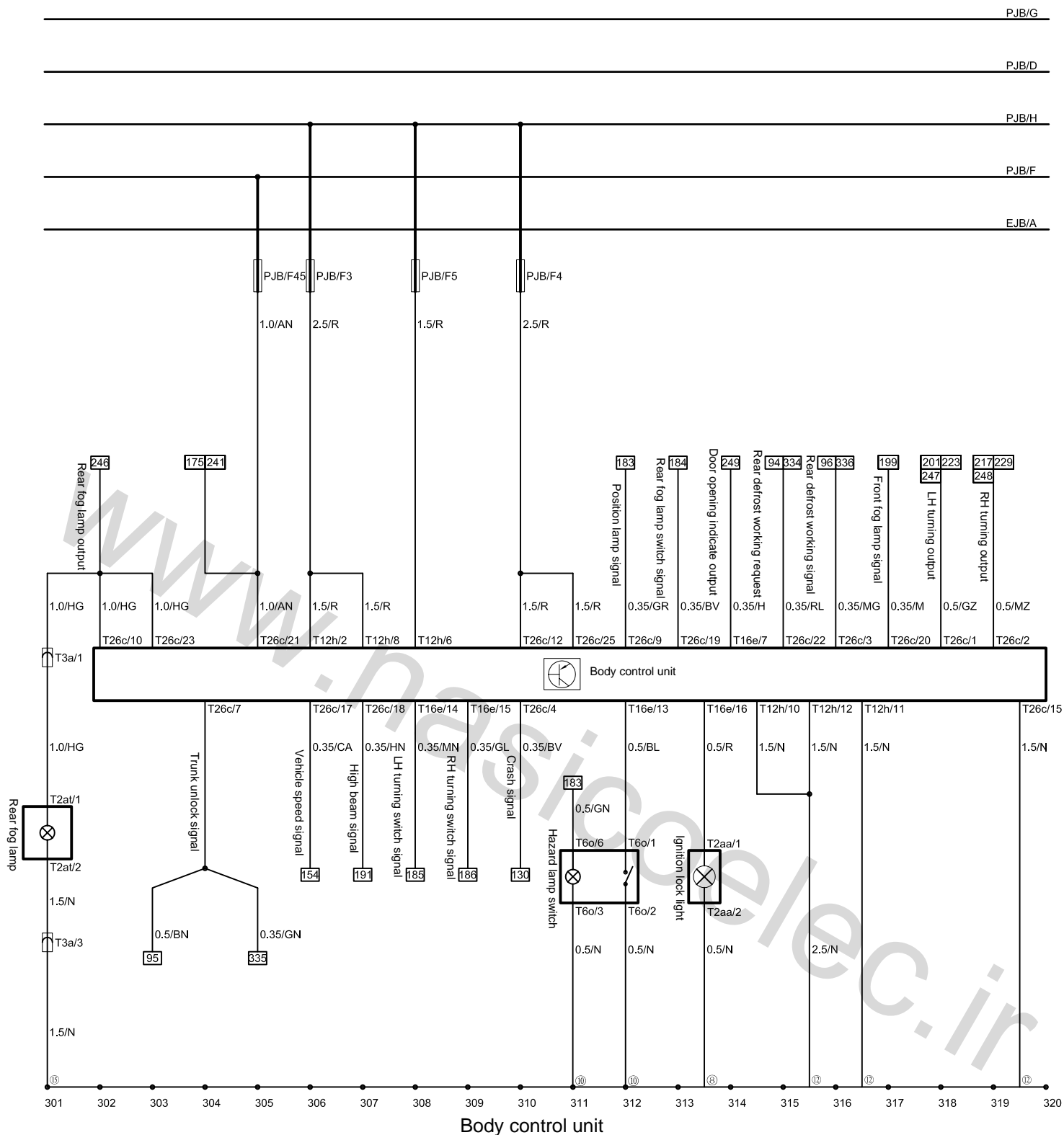
⑧-Passenger compartment LH A pillar ground

⑨-Passenger compartment RH A pillar ground

⑫-Passenger compartment LH B pillar ground

⑬-Passenger compartment RH B pillar ground

⑮-Passenger compartment rear seat LH ground



EJB-Engine compartment fuse box

PJB-Instrument panel fuse box

T2aa-Ignition lock light connector, 2 holes, white

T2at-Rear fog lamp connector, 2 holes, black

T3a-Rear bump and main wire harness plug-in A, 3 holes, white

T4k-RH rail door and main wire harness plug-in, 4 holes, white

T5c-Trunk and main wire harness plug-in A, 5 holes, black

T6o-Hazard warning switch connector, 6 holes, blue

T12h-Body control unit connector A, 12 holes, white

T16e-Body control unit connector C, 16 holes, white

T26c-Body control unit connector B, 26 holes, white

EJB A-Connecting, from engine compartment fuse box to battery positive pole

PJB D-Connecting, instrument panel fuse box binding post

PJB F-Connecting, instrument panel fuse box binding post

PJB G-Connecting, instrument panel fuse box binding post

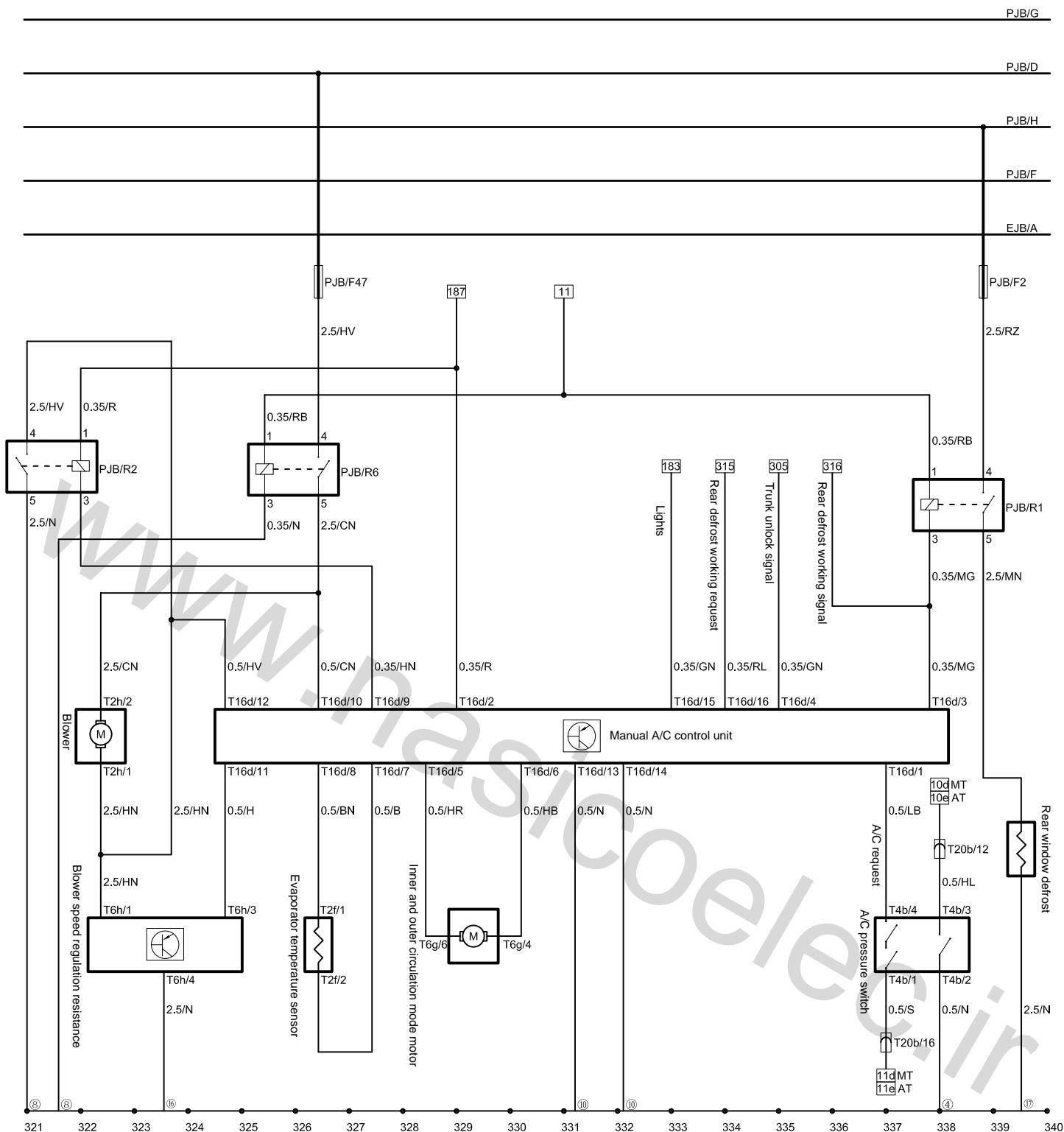
PJB H-Connecting, instrument panel fuse box binding post

⑧- Passenger compartment LH A pillar ground

⑩- Instrument beam ground

⑫- Passenger compartment LH B pillar ground

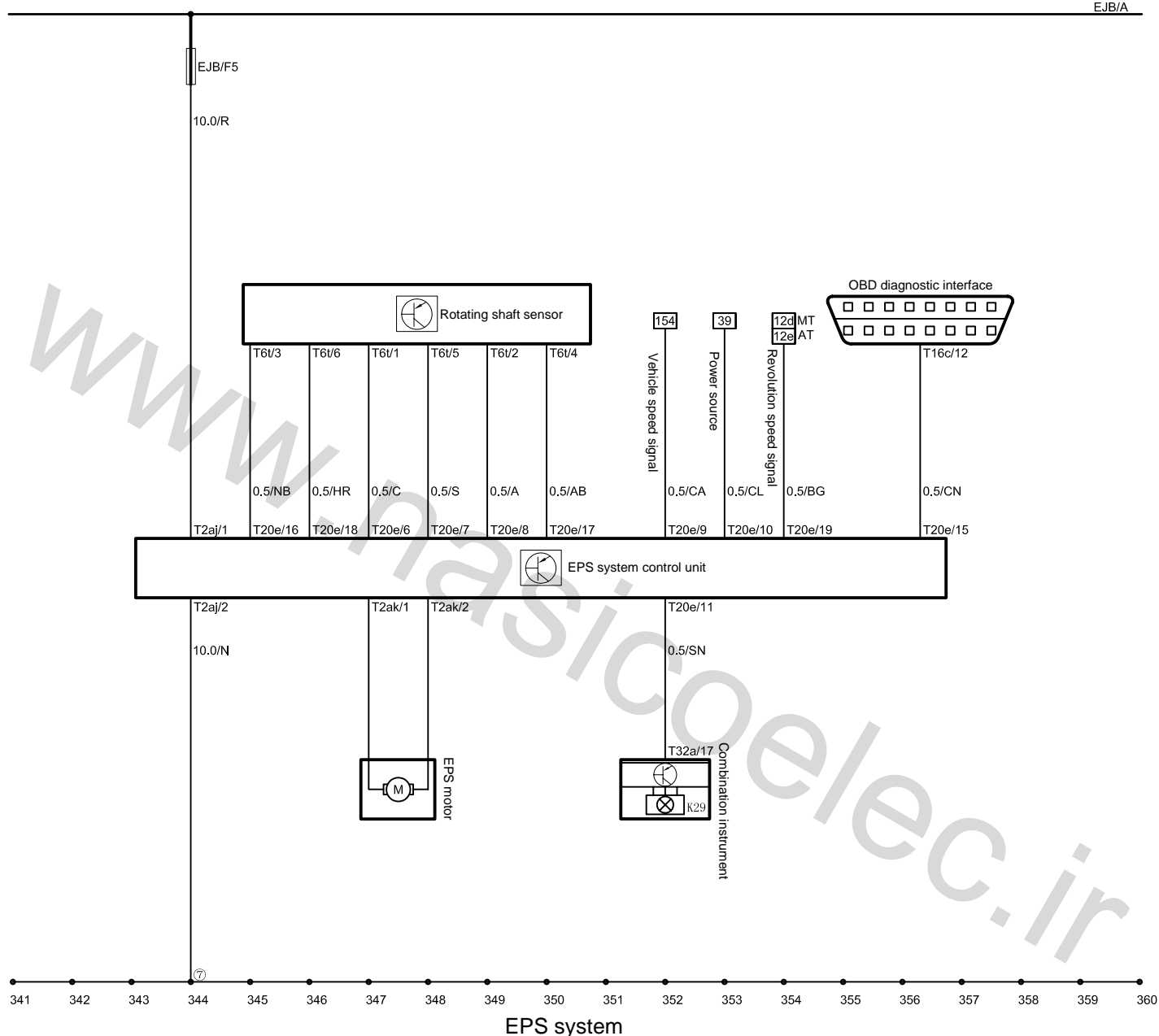
⑮- Passenger compartment rear seat LH ground



Manual air conditioner, heating and defrost system

EJB-Engine compartment fuse box
PJB-Instrument panel fuse box
T2f-Evaporator temperature sensor connector, 2 holes, white
T2h-Blower connector, 2 holes, white
T4b-A/C pressure switch connector, 4 holes, grey
T6g-Inner and outer circulation mode motor connector, 6 holes, green
T6h-Blower speed regulation resistance connector, 6 holes, white
T16d-A/C control unit connector A, 16 holes, black
T20b-Engine and main wire harness plug-in B, 20 holes, black
EJB A-Connecting, from engine compartment fuse box to battery positive pole
PJB D-Connecting, instrument panel fuse box binding post
PJB F-Connecting, instrument panel fuse box binding post
PJB G-Connecting, instrument panel fuse box binding post
PJB H-Connecting, instrument panel fuse box binding post

- ④-Engine compartment RF ground
- ⑧- Passenger compartment LH A pillar ground
- ⑩-Instrument beam ground
- ⑯- Passenger compartment rear seat RH ground
- ⑰- Passenger compartment RH C pillar ground



K29-Combination instrument EPS system failure indicate

EJB-Engine compartment fuse box

PJB-Instrument panel fuse box

T2aj-EPS system control unit connector C, 2 holes, black

T2ak-EPS system control unit connector B, 2 holes, black

T6t-EPS system rotating shaft sensor connector, 6 holes, white

T16c-Diagnostic interface connector, 16 holes, black

T20e-EPS system control unit connector A, 2 holes, white

T32a-Combination instrument connector A, 32 holes, blues

EJB A-Connecting, from engine compartment fuse box to battery positive pole

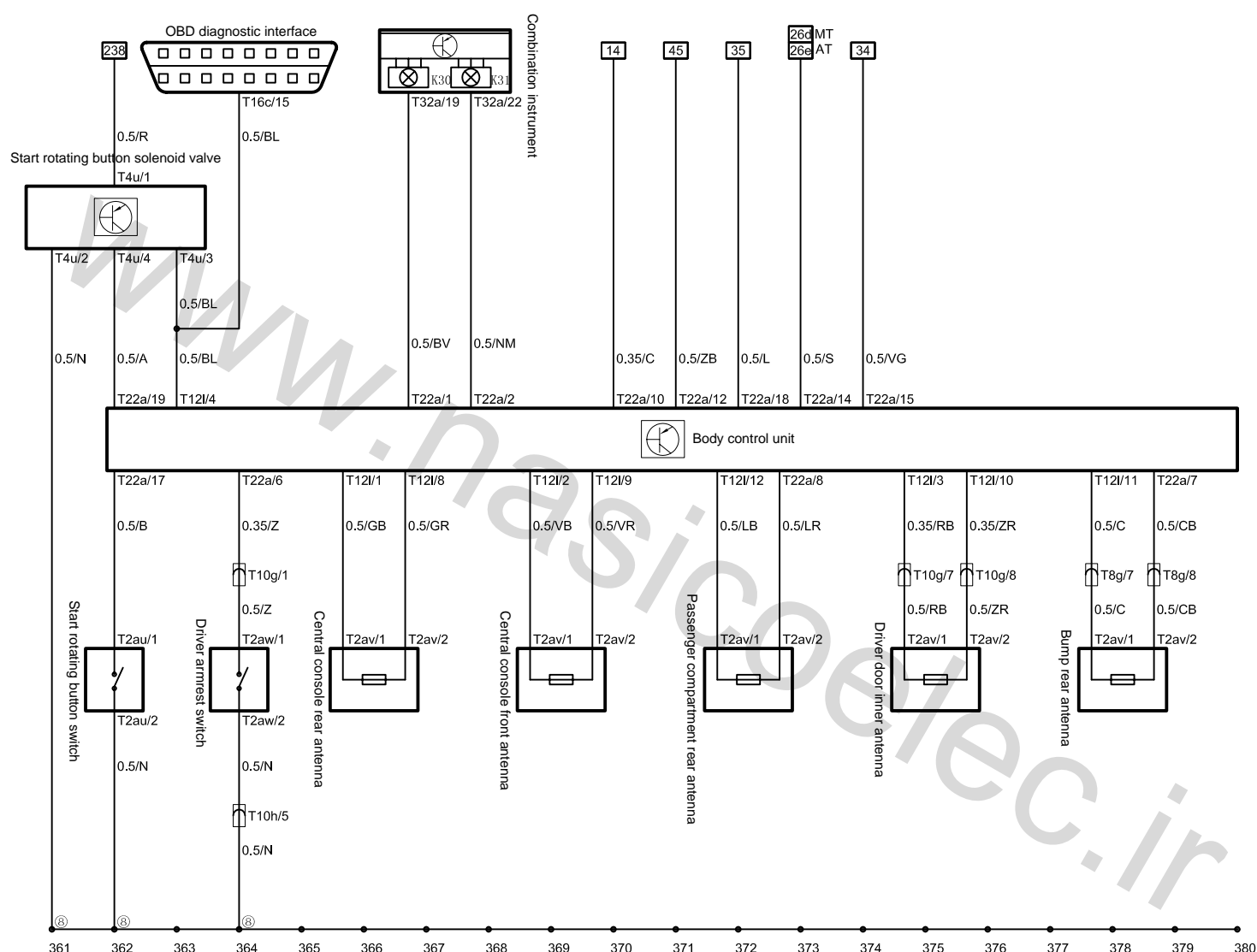
PJB D-Connecting, instrument panel fuse box binding post

PJB F-Connecting, instrument panel fuse box binding post

PJB G-Connecting, instrument panel fuse box binding post

PJB H-Connecting, instrument panel fuse box binding post

⑦-Passenger compartment LH a pillar ground



PEPS system

K30-Combination instrument key matching right indicate
K31-Combination instrument key matching wrong indicate

EJB-Engine compartment fuse box

PJB-Instrument panel fuse box

T2au-Start rotating button switch connector, 2 holes, white

T2av-PEPS antenna connector, 2 holes, white

T2aw-Driver door outer armrest switch connector, 2 holes, white

T4u-Start rotating button solenoid valve connector, 4 holes, white

T8g-Rear bump and main wire harness plug-in B, 8 holes, white

T10g-FL door and main wire harness plug-in C, 10 holes, orange

T10h-FL door and main wire harness plug-in A, 10 holes, black

T12i-Body control unit connector E, 12 holes, white

T16c-Diagnostic interface connector, 16 holes, black

T22a-Body control unit connector D, 22 holes, white

T32a-Combination instrument connector A, 32 holes, blue

EJB A-Connecting, from engine compartment fuse box to battery positive pole

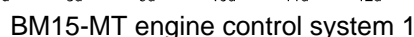
PJB D-Connecting, instrument panel fuse box binding post

PJB F-Connecting, instrument panel fuse box binding post

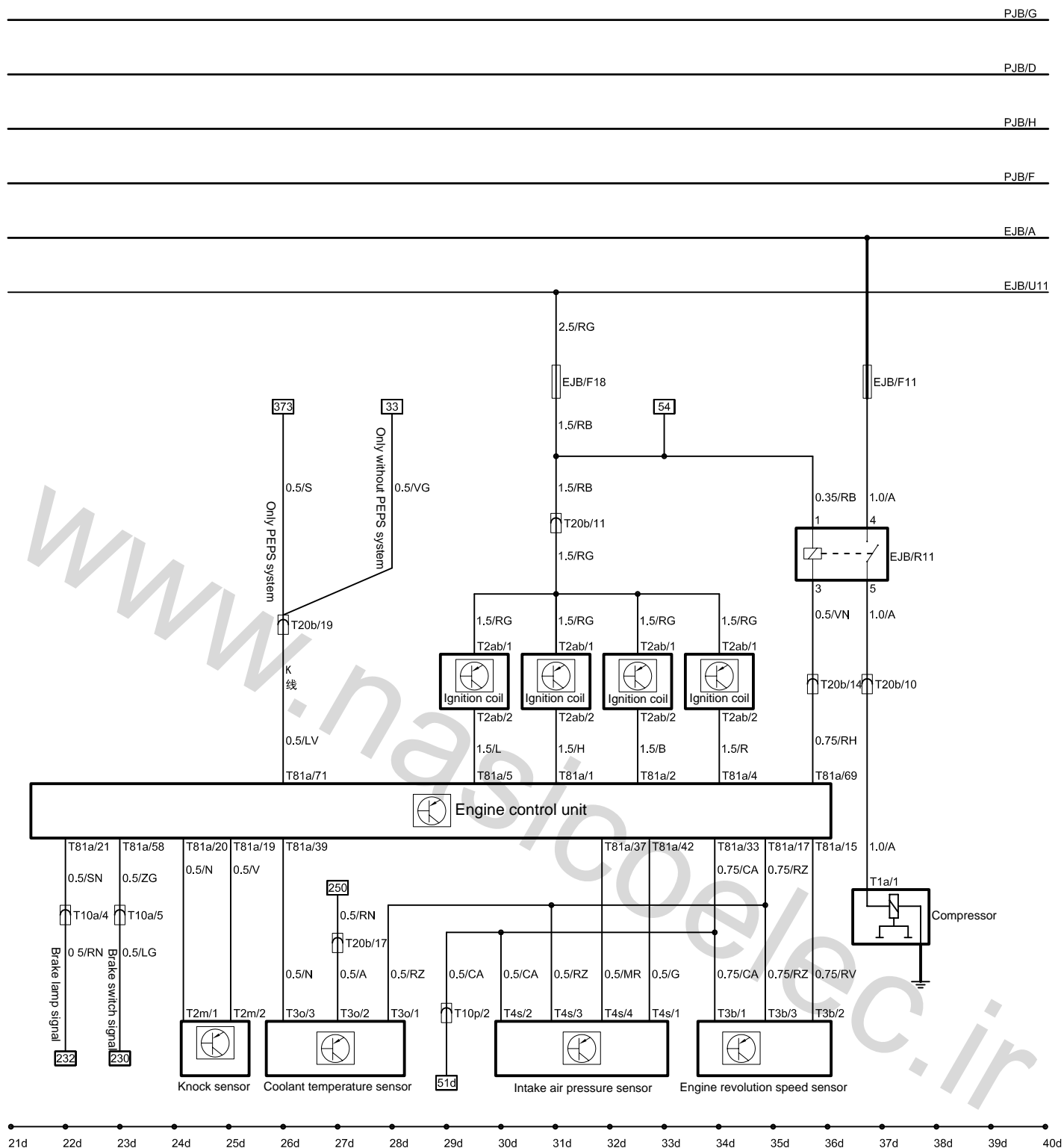
PJB G-Connecting, instrument panel fuse box binding post

PJB H-Connecting, instrument panel fuse box binding post

⑧-Passenger compartment LH A pillar ground



⑧-Passenger compartment LH A pillar ground



BM15-MT engine control system 2

EJB-Engine compartment fuse box

PJB-Instrument panel fuse box

T1a-A/C compressor connector, 1 hole, grey

T2m-Knock sensor connector, 2 holes, black

T2ab-Ignition coil connector, 2 holes, black/grey

T3b-Engine revolution speed sensor connector, 3 holes, black

T3o-Coolant temperature sensor connector, 3 holes, black

T4s-Intake air pressure sensor connector, 4 holes, black

T10a-Engine and main wire harness plug-in A, 10 holes, black

T10p-Engine and main wire harness plug-in C, 10 holes, black

T20b-Engine and main wire harness plug-in B, 20 holes, black

T81a-Engine control unit connector, 81 holes, black

EJB A-Connecting, from engine compartment fuse box to battery positive pole

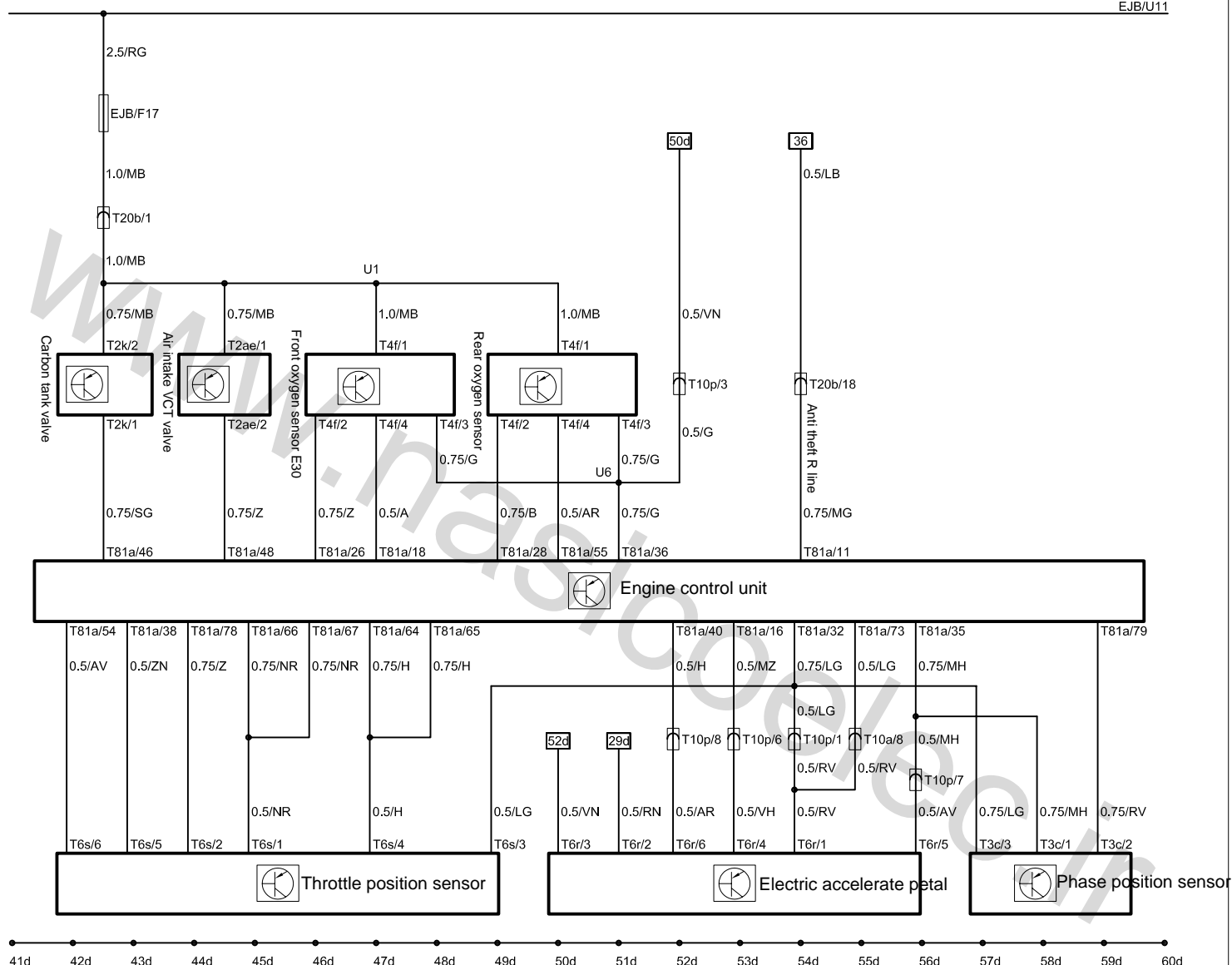
PJB D-Connecting, instrument panel fuse box binding post

PJB F-Connecting, instrument panel fuse box binding post

PJB G-Connecting, instrument panel fuse box binding post

PJB H-Connecting, instrument panel fuse box binding post

EJB U11-Connecting, engine compartment fuse box wire



BM15-MT engine control system 3

EJB-Engine compartment fuse box

PJB-Instrument panel fuse box

T2k-Carbon tank solenoid valve connector, 2 holes, black

T2ae-Air intake VCT valve connector, 2 holes, black

T3c-Phase position sensor connector, 3 holes, black

T4f-Oxygen sensor connector, 4 holes, white

T6r-Electric accelerate pedal connector, 6 holes, black

T6s-Throttle position sensor connector, 6 holes, black

T10a-Engine and main wire harness plug-in A, 10 holes, black

T10p-Engine and main wire harness plug-in C, 10 holes, black

T20b-Engine and main wire harness plug-in B, 20 holes, black

T81a-Engine control unit connector, 81 holes, black

EJB A-Connecting, from engine compartment fuse box to battery positive pole

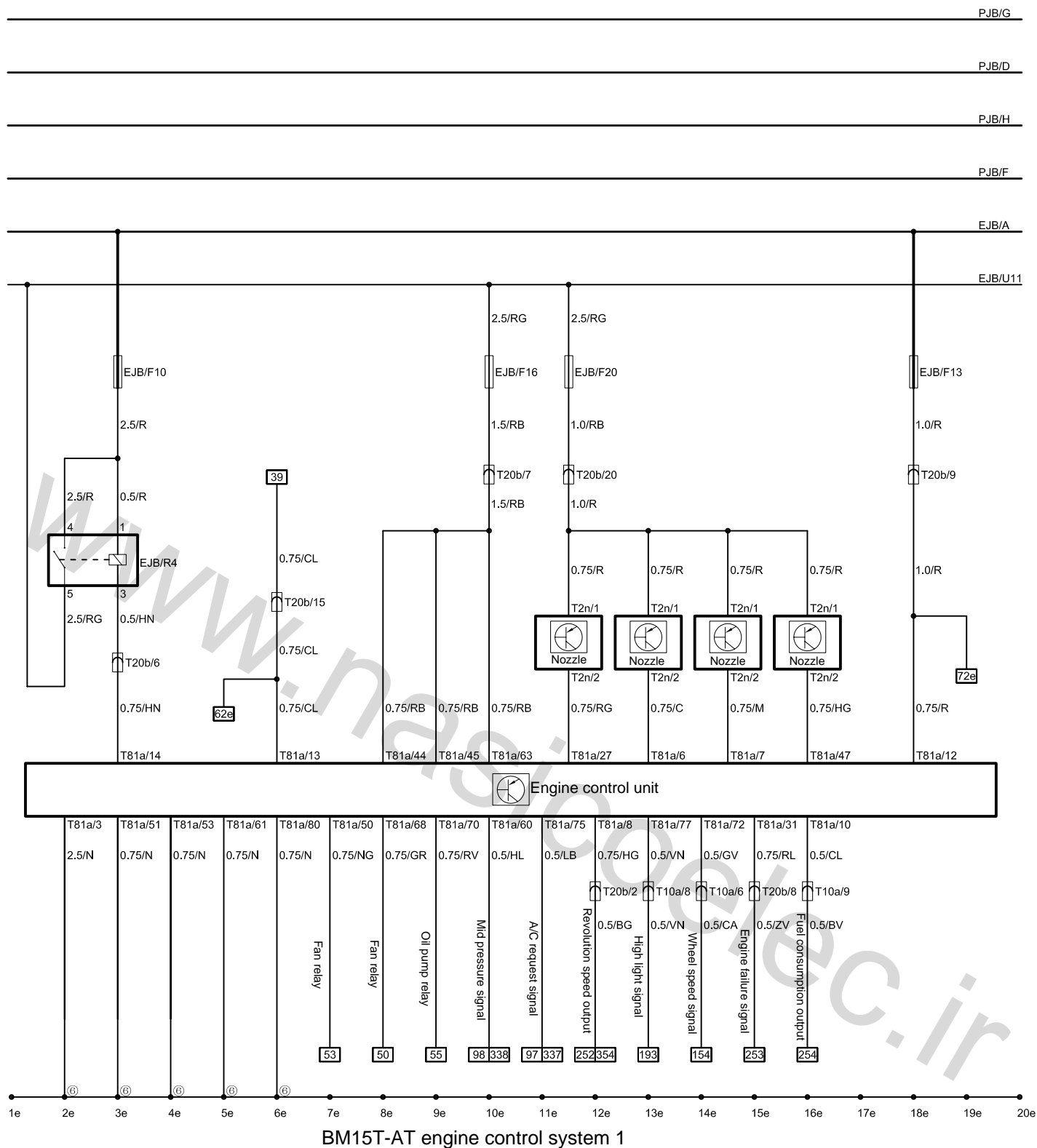
PJB D-Connecting, instrument panel fuse box binding post

PJB F-Connecting, instrument panel fuse box binding post

PJB G-Connecting, instrument panel fuse box binding post

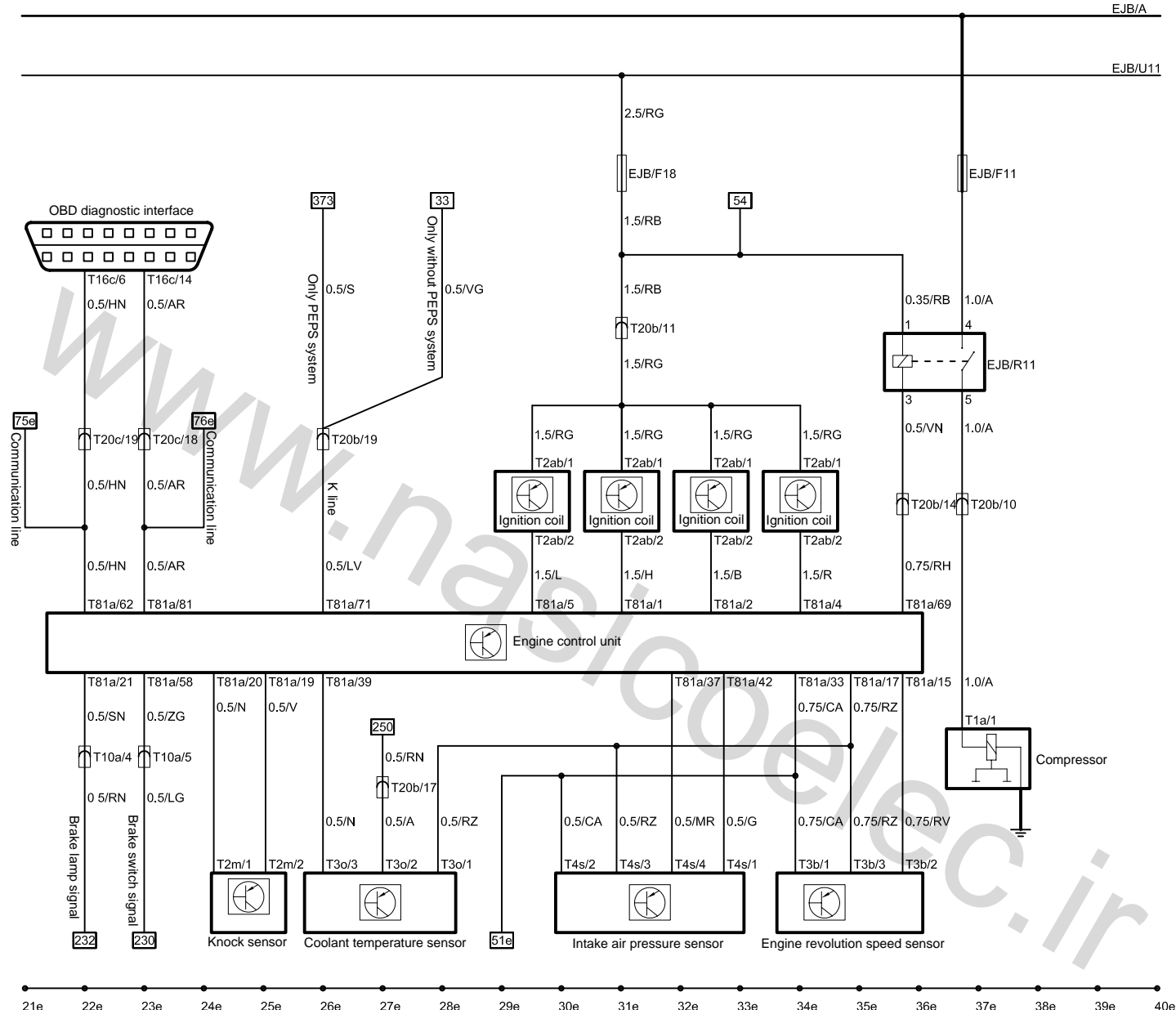
PJB H-Connecting, instrument panel fuse box binding post

EJB U11-Connecting, engine compartment fuse box wire



BM15T-AT engine control system 1

EJB-Engine compartment fuse box
PJB-Instrument panel fuse box
T2n-Nozzle connector, 2 holes, black
T10a-Engine and main wire harness connector A, 10 holes, black
T20b-Engine and main wire harness connector B, 20 holes, black
T81a-Engine control unit connector, 81 holes, black
EJB A-Connecting, from engine compartment fuse box to battery positive pole
PJB D-Connecting, instrument panel fuse box binding post
PJB F-Connecting, instrument panel fuse box binding post
PJB G-Connecting, instrument panel fuse box binding post
PJB H-Connecting, instrument panel fuse box binding post
EJB U11-Connecting, engine compartment fuse box wire
⑥-Water channel inner engine wire harness ground



BM15-AT engine control system 2

EJB-Engine compartment fuse box

PJB-Instrument panel fuse box

T1a-A/C compressor connector, 1 hole, grey

T2m-Knock sensor connector, 2 holes, black

T2ab-Ignition coil connector, 2 holes, black/grey

T3b-Engine revolution speed sensor connector, 3 holes, black

T3o-Coolant temperature sensor connector, 3 holes, black

T4s-Intake air pressure sensor connector, 4 holes, black

T10a-Engine and main wire harness plug-in A, 10 holes, black

T16c-Diagnostic interface, 16 holes, black

T20b-Engine and main wire harness plug-in B, 20 holes, black

T20c-Engine and main wire harness plug-in E, 20 holes, blue

T81a-Engine control unit connector, 81 holes, black

EJB A-Connecting, from engine compartment fuse box to battery positive pole

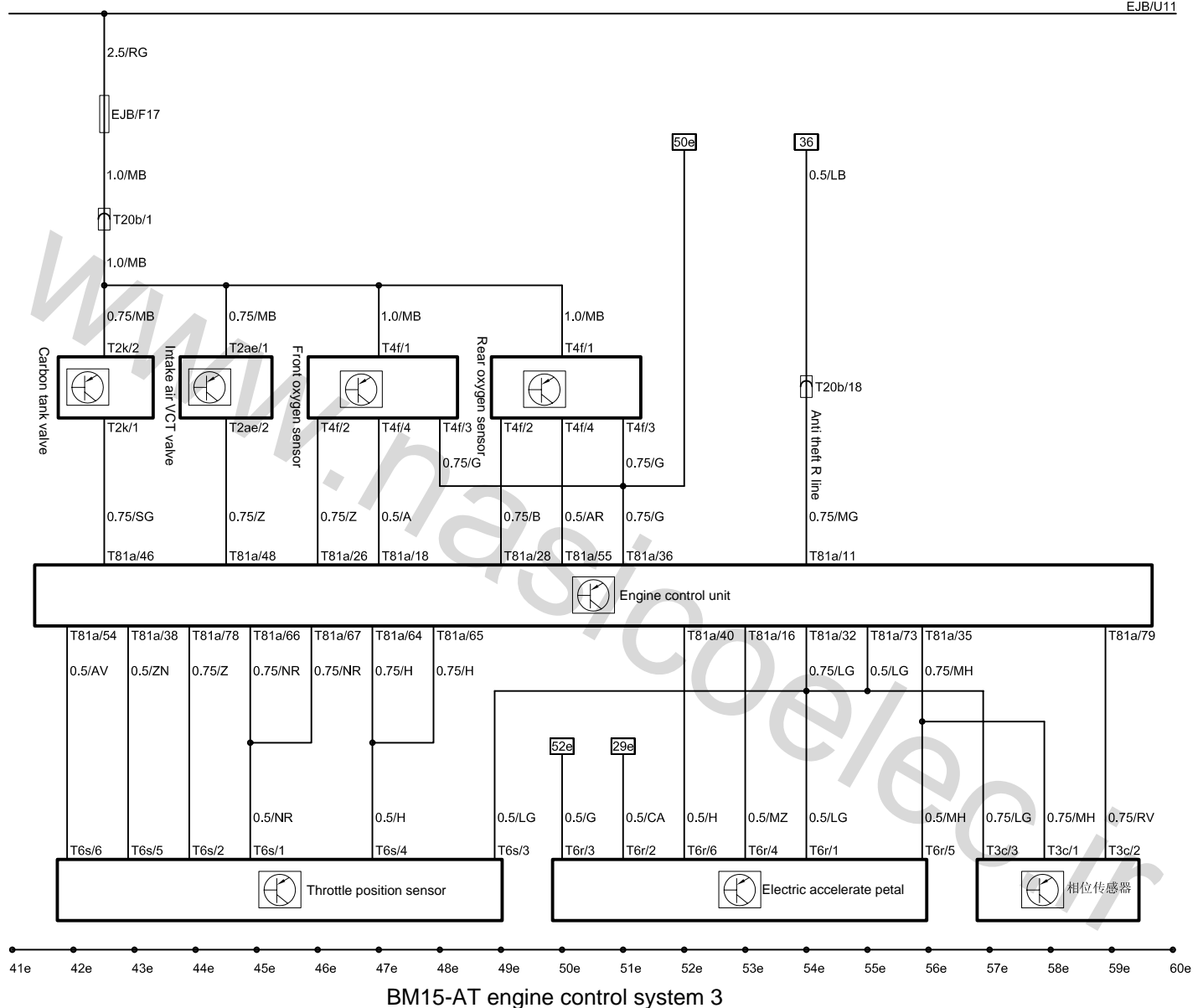
PJB D-Connecting, instrument panel fuse box binding post

PJB F-Connecting, instrument panel fuse box binding post

PJB G-Connecting, instrument panel fuse box binding post

PJB H-Connecting, instrument panel fuse box binding post

EJB U11-Connecting, engine compartment fuse box wire



BM15-AT engine control system 3

EJB-Engine compartment fuse box

PJB-Instrument panel fuse box

T2k-Carbon tank solenoid valve connector, 2 holes, black

T2ae-Air intake VCT valve connector, 2 holes, black

T3c-Phase position sensor connector, 3 holes, black

T4f-Oxygen sensor connector, 4 holes, white

T6r-Electric accelerate pedal connector, 6 holes, black

T6s-Throttle position sensor connector, 6 holes, black

T20b-Engine and main wire harness plug-in B, 20 holes, black

T81a-Engine control unit connector, 81 holes, black

EJB A-Connecting, from engine compartment fuse box to battery positive pole

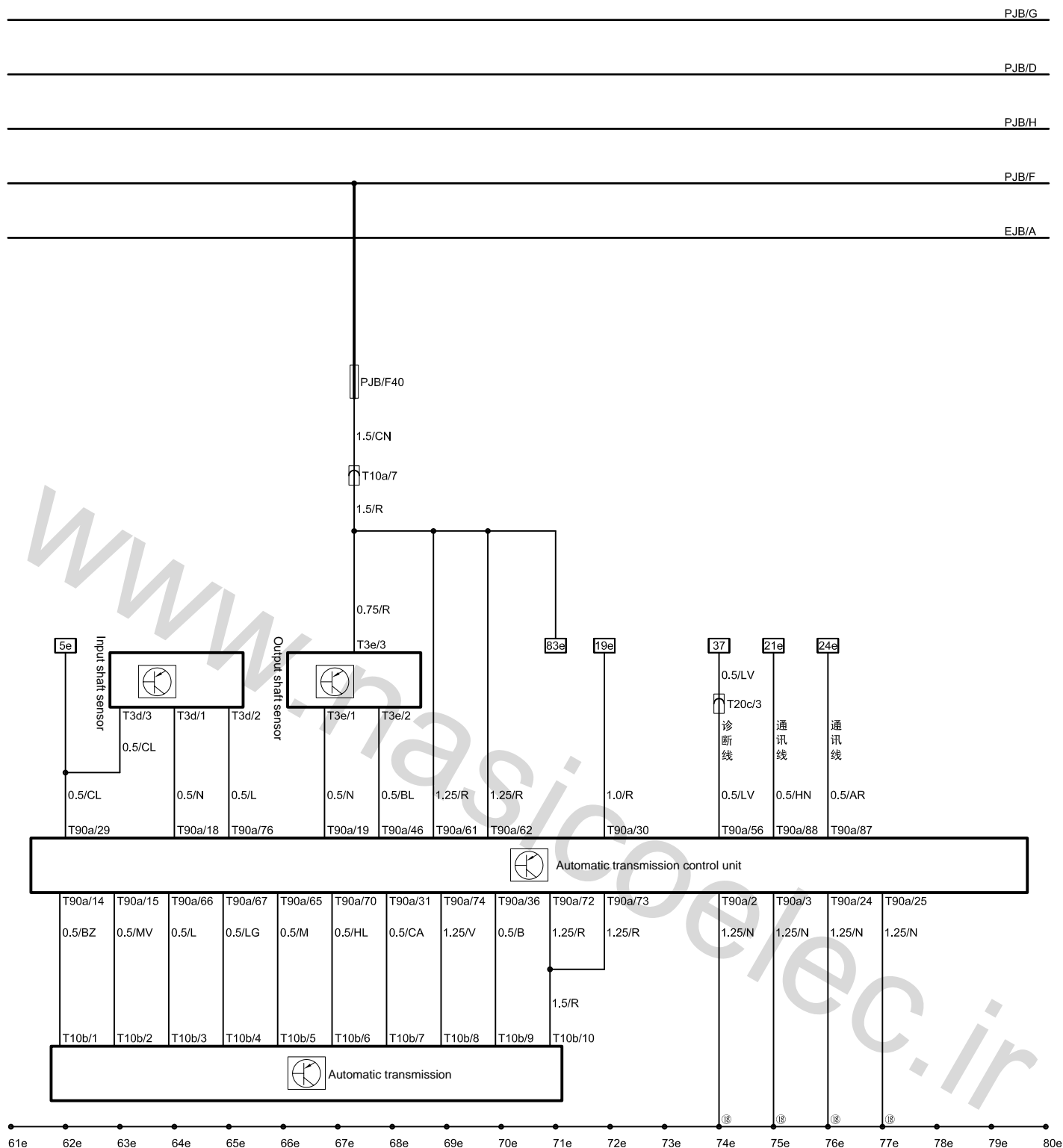
PJB D-Connecting, instrument panel fuse box binding post

PJB F-Connecting, instrument panel fuse box binding post

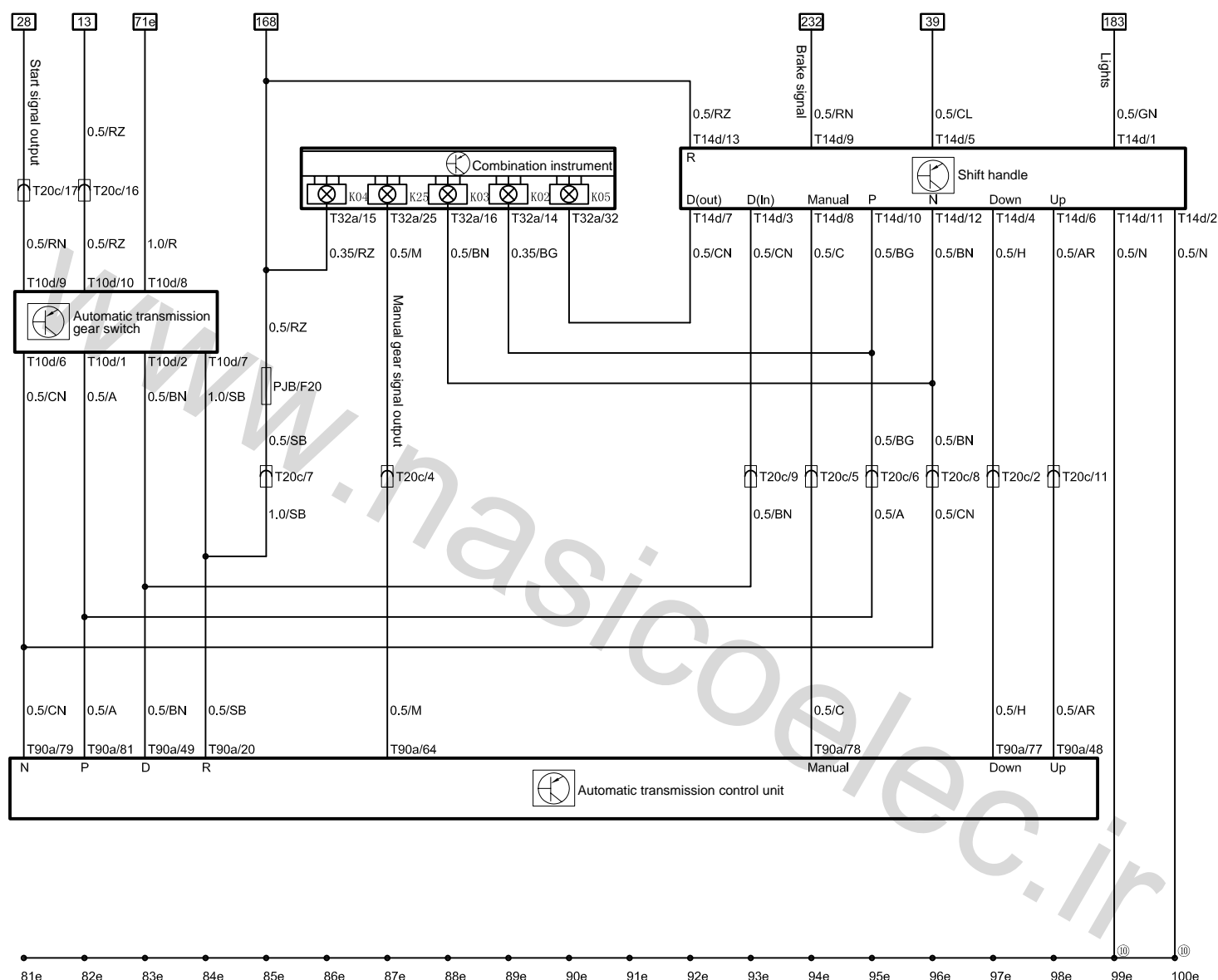
PJB G-Connecting, instrument panel fuse box binding post

PJB H-Connecting, instrument panel fuse box binding post

EJB U11-Connecting, engine compartment fuse box wire



BM15-AT engine control system 4



BM15-AT engine control system 5

- K02-Combination instrument P gear indicate
- K03-Combination instrument N gear indicate
- K04-Combination instrument R gear indicate
- K05-Combination instrument D gear indicate
- K25-Combination instrument manual mode gear indicate
- EJB-Engine compartment fuse box
- PJB-Instrument panel fuse box
- T10d-Automatic transmission connector, 10 holes, black
- T14d-Shift handle connector, 14 holes, white
- T20c-Engine and main wire harness plug-in E, 20 holes, blue
- T32a-Combination instrument connector A, 32 holes, blue
- T90a-Automatic transmission control unit connector, 90 holes, black
- EJB A-Connecting, from engine compartment fuse box to battery positive pole
- PJB D-Connecting, instrument panel fuse box binding post
- PJB F-Connecting, instrument panel fuse box binding post
- PJB G-Connecting, instrument panel fuse box binding post
- PJB H-Connecting, instrument panel fuse box binding post
- EJB U11-Connecting, engine compartment fuse box wire
- ⑩-Instrument panel beam ground

www.nasicoelec.ir



SAIPA YADAK

Daroupakhsh St.17th Km Karaj Makhsoos Road-TEHRAN-IRAN

www.saipayadak.org